

Before Starting the Project Application

To ensure that the Project Application is completed accurately, ALL project applicants should review the following information BEFORE beginning the application.

Things to Remember:

- Additional training resources can be found on the HUD Exchange at <https://www.hudexchange.info/e-snaps/guides/coc-program-competition-resources/>
- Program policy questions and problems related to completing the application in e-snaps may be directed to HUD via the HUD Exchange Ask A Question.
- Project applicants are required to have a Data Universal Numbering System (DUNS) number and an active registration in the Central Contractor Registration (CCR)/System for Award Management (SAM) in order to apply for funding under the Fiscal Year (FY) 2019 Continuum of Care (CoC) Program Competition. For more information see FY 2019 CoC Program Competition NOFA.
- To ensure that applications are considered for funding, applicants should read all sections of the FY 2019 CoC Program NOFA.
- Detailed instructions can be found on the left menu within e-snaps. They contain more comprehensive instructions and so should be used in tandem with navigational guides, which are also found on the HUD Exchange.
- Before starting the project application, all project applicants must complete or update (as applicable) the Project Applicant Profile in e-snaps, particularly the Authorized Representative and Alternate Representative forms as HUD uses this information to contact you if additional information is required (e.g., allowable technical deficiency).
- Carefully review each question in the Project Application. Questions from previous competitions may have been changed or removed, or new questions may have been added, and information previously submitted may or may not be relevant. Data from the FY 2018 Project Application will be imported into the FY 2019 Project Application; however, applicants will be required to review all fields for accuracy and to update information that may have been adjusted through the post award process or a grant agreement amendment. Data entered in the post award and amendment forms in e-snaps will not be imported into the project application.
- Expiring Shelter Plus Care projects requesting renewal funding for the first time under 24 CFR part 578, and rental assistance projects can only request the number of units and unit size as approved in the final HUD-approved Grant Inventory Worksheet (GIW).
- Expiring Supportive Housing Projects requesting renewal funding for the first time under 24 CFR part 578, transitional housing, permanent supportive housing with leasing, rapid re-housing, supportive services only, renewing safe havens, and HMIS can only request the Annual Renewal Amount (ARA) that appears on the CoC's HUD-approved GIW. If the ARA is reduced through the CoC's reallocation process, the final project funding request must reflect the reduced amount listed on the CoC's reallocation forms.
- HUD reserves the right to reduce or reject any renewal project that fails to adhere to 24 CFR part 578 and the application requirements set forth in the FY 2019 CoC Program Competition NOFA.

1A. SF-424 Application Type

1. Type of Submission: Application

2. Type of Application: Renewal Project Application

If "Revision", select appropriate letter(s):

If "Other", specify:

3. Date Received: 08/16/2019

4. Applicant Identifier:

5a. Federal Entity Identifier:

5b. Federal Award Identifier: VA0086

This is the first 6 digits of the Grant Number, known as the PIN, that will also be indicated on Screen 3A Project Detail. This number must match the first 6 digits of the grant number on the HUD approved Grant Inventory Worksheet (GIW).

Check to confirm that the Federal Award Identifier has been updated to reflect the most recently awarded grant number

X

6. Date Received by State:

7. State Application Identifier:

1B. SF-424 Legal Applicant

8. Applicant

a. Legal Name: Commonwealth of Virginia

b. Employer/Taxpayer Identification Number (EIN/TIN): 54-1083047

| | | | | |
|--|-------------------------|-----------|--------|--|
| | c. Organizational DUNS: | 809391881 | PLUS 4 | |
|--|-------------------------|-----------|--------|--|

d. Address

Street 1: 600 East Main Street

Street 2: Suite 300

City: Richmond

County:

State: Virginia

Country: United States

Zip / Postal Code: 23219

e. Organizational Unit (optional)

Department Name: Department of Housing & Community Development

Division Name: Housing

f. Name and contact information of person to be contacted on matters involving this application

Prefix: Ms.

First Name: Andriea

Middle Name:

Last Name: Ukrop

Suffix:

Title: CoC Program Coordinator

Organizational Affiliation: Commonwealth of Virginia

Telephone Number: (804) 371-7128

Extension:
Fax Number: (804) 371-7091
Email: andriea.urkop@dhcd.virginia.gov

1C. SF-424 Application Details

9. Type of Applicant: A. State Government

10. Name of Federal Agency: Department of Housing and Urban Development

11. Catalog of Federal Domestic Assistance Title: CoC Program

CFDA Number: 14.267

12. Funding Opportunity Number: FR-6300-N-25

Title: Continuum of Care Homeless Assistance
Competition

13. Competition Identification Number:

Title:

1D. SF-424 Congressional District(s)

14. Area(s) affected by the project (State(s) only): Virginia
(for multiple selections hold CTRL key)

15. Descriptive Title of Applicant's Project: HMIS FY2019

16. Congressional District(s):

a. Applicant: VA-001, VA-002, VA-005, VA-006, VA-003, VA-004, VA-007, VA-008
(for multiple selections hold CTRL key)

b. Project: VA-001, VA-002, VA-005, VA-004, VA-009, VA-007
(for multiple selections hold CTRL key)

17. Proposed Project

a. Start Date: 01/01/2021

b. End Date: 12/31/2022

18. Estimated Funding (\$)

a. Federal:

b. Applicant:

c. State:

d. Local:

e. Other:

f. Program Income:

g. Total:

1E. SF-424 Compliance

19. Is the Application Subject to Review By State Executive Order 12372 Process? b. Program is subject to E.O. 12372 but has not been selected by the State for review.

If "YES", enter the date this application was made available to the State for review:

20. Is the Applicant delinquent on any Federal debt? No

If "YES," provide an explanation:

1F. SF-424 Declaration

By signing and submitting this application, I certify (1) to the statements contained in the list of certifications** and (2) that the statements herein are true, complete, and accurate to the best of my knowledge. I also provide the required assurances** and agree to comply with any resulting terms if I accept an award. I am aware that any false, fictitious, or fraudulent statements or claims may subject me to criminal, civil, or administrative penalties. (U.S. Code, Title 218, Section 1001)

I AGREE: ☒

21. Authorized Representative

Prefix: Mr.

First Name: Erik

Middle Name:

Last Name: Johnston

Suffix:

Title: Director

Telephone Number: (804) 371-7077
(Format: 123-456-7890)

Fax Number: (804) 371-7091
(Format: 123-456-7890)

Email: erik.johnston@dhcd.virginia.gov

Signature of Authorized Representative: Considered signed upon submission in e-snaps.

Date Signed: 08/16/2019

1G. HUD 2880

Applicant/Recipient Disclosure/Update Report - form HUD-2880
U.S. Department of Housing and Urban Development
OMB Approval No. 2506-0214 (exp.02/28/2022)

Applicant/Recipient Information

1. Applicant/Recipient Name, Address, and Phone

Agency Legal Name: Commonwealth of Virginia

Prefix: Mr.

First Name: Erik

Middle Name:

Last Name: Johnston

Suffix:

Title: Director

Organizational Affiliation: Commonwealth of Virginia

Telephone Number: (804) 371-7077

Extension:

Email: erik.johnston@dhcd.virginia.gov

City: Richmond

County:

State: Virginia

Country: United States

Zip/Postal Code: 23219

2. Employer ID Number (EIN): 54-1083047

3. HUD Program: Continuum of Care Program

4. Amount of HUD Assistance Requested/Received: \$141,301.00

(Requested amounts will be automatically entered within applications)

5. State the name and location (street address, city and state) of the project or activity: HMIS FY2019 600 East Main Street Richmond Virginia

Refer to project name, addresses and CoC Project Identifying Number (PIN) entered into the attached project application.

Part I Threshold Determinations

1. Are you applying for assistance for a specific project or activity? Yes
(For further information, see 24 CFR Sec. 4.3).

2. Have you received or do you expect to receive assistance within the jurisdiction of the Department (HUD), involving the project or activity in this application, in excess of \$200,000 during this fiscal year (Oct. 1 - Sep. 30)? For further information, see 24 CFR Sec. 4.9. Yes

Part II Other Government Assistance Provided or Requested/Expected Sources and Use of Funds

Such assistance includes, but is not limited to, any grant, loan, subsidy, guarantee, insurance, payment, credit, or tax benefit.

| Department/Local Agency Name and Address | Type of Assistance | Amount Requested / Provided | Expected Uses of the Funds |
|------------------------------------------|--------------------|-----------------------------|----------------------------|
| DHCD | HUD CoC Planning | \$110,298.00 | Planning Activities |
| DHCD | HUD CoC HMIS | 141301.0 | HMIS operating funds |
| | | | |
| | | | |
| | | | |

Part III Interested Parties

You must disclose:

1. All developers, contractors, or consultants involved in the application for the assistance or in the planning, development, or implementation of the project or activity and
2. any other person who has a financial interest in the project or activity for which the assistance is sought that exceeds \$50,000 or 10 percent of the assistance (whichever is lower).

| Alphabetical list of all persons with a | Social Security No. | Type of | Financial Interest | Financial Interest |
|-----------------------------------------|---------------------|---------|--------------------|--------------------|
| Renewal Project Application FY2019 | | Page 10 | | 10/02/2019 |

| reportable financial interest in the project or activity (For individuals, give the last name first) | or Employee ID No. | Participation | in Project/Activity (\$) | in Project/Activity (%) |
|---------------------------------------------------------------------------------------------------------|--------------------|----------------------------------|-----------------------------|----------------------------|
| Homeward | 05-0606153 | Sub-Grantee - HMIS Administrator | \$90,000.00 | 63% |
| | | | | |
| | | | | |
| | | | | |
| | | | | |

Certification

Warning: If you knowingly make a false statement on this form, you may be subject to civil or criminal penalties under Section 1001 of Title 18 of the United States Code. In addition, any person who knowingly and materially violates any required disclosures of information, including intentional nondisclosure, is subject to civil money penalty not to exceed \$10,000 for each violation.

I certify that the information provided on this form and in any accompanying documentation is true and accurate. I acknowledge that making, presenting, submitting, or causing to be submitted a false, fictitious, or fraudulent statement, representation, or certification may result in criminal, civil, and/or administrative sanctions, including fines, penalties, and imprisonment.

I AGREE: ☒

Name / Title of Authorized Official: Erik Johnston, Director

Signature of Authorized Official: Considered signed upon submission in e-snaps.

Date Signed: 08/05/2019

1H. HUD 50070

HUD 50070 Certification for a Drug Free Workplace

Applicant Name: Commonwealth of Virginia

Program/Activity Receiving Federal Grant Funding: CoC Program

Acting on behalf of the above named Applicant as its Authorized Official, I make the following certifications and agreements to the Department of Housing and Urban Development (HUD) regarding the sites listed below:

| | |
|-----------------------------------------------------------------------------------------------------------------------------------------------------------------------------------------------------------------------------------------------------------------------------------------------------------------------------------------------------------------------------------------------------------------|----------------------------------------------------------------------------------------------------------------------------------------------------------------------------------------------------------------------------------------------------------------------------------------------------------------------------------------------------------------------------------------------------------------------------------------------------------------------------------------------------------------------------------------------------------------------------------------------|
| I certify that the above named Applicant will or will continue to provide a drug-free workplace by: | |
| a. Publishing a statement notifying employees that the unlawful manufacture, distribution, dispensing, possession, or use of a controlled substance is prohibited in the Applicant's workplace and specifying the actions that will be taken against employees for violation of such prohibition. | e. Notifying the agency in writing, within ten calendar days after receiving notice under subparagraph d.(2) from an employee or otherwise receiving actual notice of such conviction. Employers of convicted employees must provide notice, including position title, to every grant officer or other designee on whose grant activity the convicted employee was working, unless the Federal agency has designated a central point for the receipt of such notices. Notice shall include the identification number(s) of each affected grant; |
| b. Establishing an on-going drug-free awareness program to inform employees --- (1) The dangers of drug abuse in the workplace (2) The Applicant's policy of maintaining a drug-free workplace; (3) Any available drug counseling, rehabilitation, and employee assistance programs; and (4) The penalties that may be imposed upon employees for drug abuse violations occurring in the workplace. | f. Taking one of the following actions, within 30 calendar days of receiving notice under subparagraph d.(2), with respect to any employee who is so convicted --- (1) Taking appropriate personnel action against such an employee, up to and including termination, consistent with the requirements of the Rehabilitation Act of 1973, as amended; or (2) Requiring such employee to participate satisfactorily in a drug abuse assistance or rehabilitation program approved for such purposes by a Federal, State, or local health, law enforcement, or other appropriate agency; |
| c. Making it a requirement that each employee to be engaged in the performance of the grant be given a copy of the statement required by paragraph a.; | g. Making a good faith effort to continue to maintain a drugfree workplace through implementation of paragraphs a. thru f. |
| d. Notifying the employee in the statement required by paragraph a. that, as a condition of employment under the grant, the employee will --- (1) Abide by the terms of the statement; and (2) Notify the employer in writing of his or her conviction for a violation of a criminal drug statute occurring in the workplace no later than five calendar days after such conviction; | |

Sites for Work Performance.

The Applicant shall list (on separate pages) the site(s) for the performance of work done in connection with the HUD funding of the program/activity shown above: Place of Performance shall include the street address, city, county, State, and zip code. Identify each sheet with the Applicant name and address and the program/activity receiving grant funding.)

Workplaces, including addresses, entered in the attached project application.

Refer to addresses entered into the attached project application.

I certify that the information provided on this form and in any accompanying documentation is true and accurate. I

X

acknowledge that making, presenting, submitting, or causing to be submitted a false, fictitious, or fraudulent statement, representation, or certification may result in criminal, civil, and/or administrative sanctions, including fines, penalties, and imprisonment.

Warning: HUD will prosecute false claims and statements. Conviction may result in criminal and/or civil penalties. (18 U.S.C. 1001, 1010, 1012; 31 U.S.C. 3729, 3802)

Authorized Representative

Prefix: Mr.

First Name: Erik

Middle Name

Last Name: Johnston

Suffix:

Title: Director

Telephone Number: (804) 371-7077
(Format: 123-456-7890)

Fax Number: (804) 371-7091
(Format: 123-456-7890)

Email: erik.johnston@dhcd.virginia.gov

Signature of Authorized Representative: Considered signed upon submission in e-snaps.

Date Signed: 08/16/2019

CERTIFICATION REGARDING LOBBYING

Certification for Contracts, Grants, Loans, and Cooperative Agreements

The undersigned certifies, to the best of his or her knowledge and belief, that:

(1) No Federal appropriated funds have been paid or will be paid, by or on behalf of the undersigned, to any person for influencing or attempting to influence an officer or employee of an agency, a Member of Congress, an officer or employee of Congress, or an employee of a Member of Congress in connection with the awarding of any Federal contract, the making of any Federal grant, the making of any Federal loan, the entering into of any cooperative agreement, and the extension, continuation, renewal, amendment, or modification of any Federal contract, grant, loan, or cooperative agreement.

2) If any funds other than Federal appropriated funds have been paid or will be paid to any person for influencing or attempting to influence an officer or employee of any agency, a Member of Congress, an officer or employee of Congress, or an employee of a Member of Congress in connection with this Federal contract, grant, loan, or cooperative agreement, the undersigned shall complete and submit Standard Form-LLL, "Disclosure of Lobbying Activities," in accordance with its instructions.

(3) The undersigned shall require that the language of this certification be included in the award documents for all subawards at all tiers (including subcontracts, subgrants, and contracts under grants, loans, and cooperative agreements) and that all subrecipients shall certify and disclose accordingly. This certification is a material representation of fact upon which reliance was placed when this transaction was made or entered into. Submission of this certification is a prerequisite for making or entering into this transaction imposed by section 1352, title 31, U.S. Code. Any person who fails to file the required certification shall be subject to a civil penalty of not less than \$10,000 and not more than \$100,000 for each such failure.

Statement for Loan Guarantees and Loan Insurance

The undersigned states, to the best of his or her knowledge and belief, that:

If any funds have been paid or will be paid to any person for influencing or attempting to influence an officer or employee of any agency, a Member of Congress, an officer or employee of Congress, or an employee of a Member of Congress in connection with this commitment providing for the United States to insure or guarantee a loan, the undersigned shall complete and submit Standard Form-LLL, "Disclosure of Lobbying Activities," in accordance with its instructions. Submission of this statement is a prerequisite for making or entering into this transaction imposed by section 1352, title 31, U.S. Code. Any person who fails to file

the required statement shall be subject to a civil penalty of not less than \$10,000 and not more than \$100,000 for each such failure.

I hereby certify that all the information stated herein, as well as any information provided in the accompaniment herewith, is true and accurate:

X

Warning: HUD will prosecute false claims and statements. Conviction may result in criminal and/or civil penalties. (18 U.S.C. 1001, 1010, 1012; 31 U.S.C. 3729, 3802)

Applicant's Organization: Commonwealth of Virginia

Name / Title of Authorized Official: Erik Johnston, Director

Signature of Authorized Official: Considered signed upon submission in e-snaps.

Date Signed: 08/16/2019

1J. SF-LLL

DISCLOSURE OF LOBBYING ACTIVITIES

Complete this form to disclose lobbying activities pursuant to 31 U.S.C. 1352.

Approved by OMB0348-0046

HUD requires a new SF-LLL submitted with each annual CoC competition and completing this screen fulfills this requirement.

Answer "Yes" if your organization is engaged in lobbying associated with the CoC Program and answer the questions as they appear next on this screen. The requirement related to lobbying as explained in the SF-LLL instructions states: "The filing of a form is required for each payment or agreement to make payment to any lobbying entity for influencing or attempting to influence an officer or employee of any agency, a Member of Congress, an officer or employee of Congress, or an employee of a Member of Congress in connection with a covered Federal action."

Answer "No" if your organization is NOT engaged in lobbying.

Does the recipient or subrecipient of this CoC grant participate in federal lobbying activities (lobbying a federal administration or congress) in connection with the CoC Program? No

Legal Name: Commonwealth of Virginia

Street 1: 600 East Main Street

Street 2: Suite 300

City: Richmond

County: City of Richmond

State: Virginia

Country: United States

Zip / Postal Code: 23219

11. Information requested through this form is authorized by title 31 U.S.C. section 1352. This disclosure of lobbying activities is a material representation of fact upon which reliance was placed by the tier above when this transaction was made or entered into. This disclosure is required pursuant to 31 U.S.C. 1352. This information will be available for public inspection. Any person who fails to file the required disclosure shall be subject to a civil penalty of not less than \$10,000 and not more than \$100,000 for each such failure.

I certify that this information is true and complete.

X

Authorized Representative

Prefix: Mr.

First Name: Erik

Middle Name:

Last Name: Johnston

Suffix:

Title: Director

Telephone Number: (804) 371-7077
(Format: 123-456-7890)

Fax Number: (804) 371-7091
(Format: 123-456-7890)

Email: erik.johnston@dhcd.virginia.gov

Signature of Authorized Official: Considered signed upon submission in e-snaps.

Date Signed: 08/16/2019

Information About Submission without Changes

Follow the instructions below making note of the exceptions and limitations to the "Submit Without Changes" process.

In general, HUD expects a project's proposed project application information will remain the same from year-to-year unless changes are directed by HUD or approved through the grant agreement amendment process. However, HUD expects applicants to carefully review their information to determine if submitting without changes accurately reflects the expiring grant requesting renewal.

Data can be imported into a FY 2019 renewal project application from a FY 2018 new or renewal project application. For a project application that did not import last year's FY 2018 information, e-snaps will automatically be set to "Make Changes" and all questions on each screen must be updated.

Renewal projects that select "Fully Consolidated" on the Grant Consolidation screen may not use the "Submit Without Changes" process and esnaps will automatically be set to "Make Changes". However, if the applicant selects "Individual Renewal", this project application(s) can use the "Submit Without Changes" process. In addition, esnaps will automatically be set to "Make Changes" if the project applicant indicates on the Renewal Expansion Screen, this project application is for a "Combined Renewal Expansion" project application. However, the stand-alone renewal expansion project application(s) can use the "Submit Without Changes" process.

The e-snaps screens that remain "open" for required annual updates and do not affect applicants' ability to select "Submit without Changes" are:

- Recipient Performance Screen;
- Renewal Expansion Screen;
- Renewal Grant Consolidation Screen;
- Screen 3A. Project Detail
- Screen 6D. Sources of Match
- All of Part 7: Attachments and Certification; and
- All of Part 8: Submission Summary.

All other screens in Part 2 through Part 6 begin in "Read-Only" format and should be reviewed for accuracy; including any updates that were made to the 2018 project during the CoC Post Award Issues and Conditions process or as amended. If all the imported data is accurate and no edits or updates are needed to any screens other than the mandatory screens and questions noted above, project applicants should select "Submit Without Changes" in Part 8. If project applicants imported data and do need to make updates to the information on one or more screens, they must navigate to Part 8: "Submission Without Changes" Screen, select "Make Changes", and check the box next to each relevant screen title to unlock screens for editing. After project applicants select the screens they intend to edit via checkboxes, click "Save" and those screens will be available for edit. Once a project applicant selects a checkbox and clicks "Save", the project applicant cannot uncheck the box.

Please refer to the Detailed Instructions and esnaps navigation guides found on the HUD Exchange to find more in depth information about applying under the FY 2019 CoC Competition.

Recipient Performance

1. Has the recipient successfully submitted the APR on time for the most recently expired grant term related to this renewal project request? Yes

2. Does the recipient have any unresolved HUD Monitoring and/or OIG Audit findings concerning any previous grant term related to this renewal project request? No

3. Has the recipient maintained consistent Quarterly Drawdowns for the most recent grant term related to this renewal project request? No

Explain why the recipient has not maintained consistent Quarterly Drawdowns for the most recent grant term related to this renewal project request.

After a year of changes to DHCD's finance office structure, DHCD and the HUD Field office have worked to get on the same page about HUD requirements. DHCD is now able to ensure quarterly draws are being made and are meeting the Richmond Field office requirements.

4. Have any Funds been recaptured by HUD for the most recently expired grant term related to this renewal project request? No

Renewal Expansion

As part of the FY 2019 CoC Program project application process, project applicants can request their eligible renewal projects to be part of a Expansion. This process can combine up to 1 stand-alone renewal project application and 2 stand-alone new expansion project applications into 1 combined renewal expansion project application. This means recipients no longer need to combine expansion data in CoC Post-Award. Renewal projects that are part of an expansion must expire in Calendar Year (CY) 2020, as confirmed on the FY 2019 GIW or eLOCCS, must be to the same recipient, and must be for the same component and project type (i.e., PH-PSH, PH-RRH, Joint TH/PH-RRH, TH, SSO, SSO-CE or HMIS).

1. Is this project application requesting to be part of a combined renewal expansion in the FY 2019 CoC Program Competition? "If "No" click on "Next" or "Save & Next" below to move to the next screen.

No



Renewal Grant Consolidation Screen

HUD encourages the consolidation of renewal grants. As part of the FY 2019 CoC Program project application process, project applicants can request their eligible renewal projects to be part of a Renewal Grant Consolidation. This process can consolidate up to 4 renewal grants into 1 consolidated grant. This means recipients no longer must wait for grant amendments to consolidate grants. All projects that are part of a renewal grant consolidation must expire in Calendar Year (CY) 2020, as confirmed on the FY 2019 Final GIW, must be to the same recipient, and must be for the same component and project type (i.e., PH-PSH, PH-RRH, Joint TH/PH-RRH, TH, SSO, SSO-CE or HMIS).

1. Is this project application requesting to be part of a renewal grant consolidation in the FY 2019 CoC Program Competition? No
If "No" click on "Next" or "Save & Next" below to move to the next screen.

2A. Project Subrecipients

This screen is currently read only and only includes data from the previous grant. To make changes to this information, navigate to the Submission without Changes screen, select "Make Changes" in response to Question 2, and then check the box next each screen that requires a change to match the current grant agreement, as amended, or to account for a reallocation of funds.

This form lists the subrecipient organization(s) for the project. To add a subrecipient, select the  icon. To view or update subrecipient information already listed, select the view  option.

Total Expected Sub-Awards: \$90,000

| Organization | Type | Type | Sub-Award Amount |
|--------------|------------------------------------|------------------------------------|------------------|
| Homeward | M. Nonprofit with 501C3 IRS Status | M. Nonprofit with 501C3 IRS Status | \$90,000 |

2A. Project Subrecipients Detail

a. Organization Name: Homeward

b. Organization Type: M. Nonprofit with 501C3 IRS Status

c. Employer or Tax Identification Number: 05-0606153

| | | | | |
|--|---------------------------|-----------|--------|--|
| | * d. Organizational DUNS: | 145646183 | PLUS 4 | |
|--|---------------------------|-----------|--------|--|

e. Physical Address

Street 1: 1125 Commerce Rd

Street 2:

City: Richmond

State: Virginia

Zip Code: 23224

f. Congressional District(s): VA-001, VA-002, VA-005, VA-003, VA-004, VA-009, VA-007
(for multiple selections hold CTRL key)

g. Is the subrecipient a Faith-Based Organization? No

h. Has the subrecipient ever received a federal grant, either directly from a federal agency or through a State/local agency? Yes

i. Expected Sub-Award Amount: \$90,000

j. Contact Person

Prefix: Ms.

First Name: Kelly

Middle Name:

Last Name: Horne

Suffix:

Title: Executive Director

E-mail Address: kkhorne@homewardva.org

Confirm E-mail Address: kkhorne@homewardva.org

Phone Number: 804-343-2045

Extension: 19

Fax Number:

Documentation of the subrecipient's nonprofit status is required with the submission of this application.

3A. Project Detail

**1. Project Identification Number (PIN) of
expiring grant:** VA0086

(e.g., the "Federal Award Identifier" indicated on form 1A. Application Type)

2a. CoC Number and Name: VA-521 - Virginia Balance of State CoC

2b. CoC Collaborative Applicant Name: Commonwealth of Virginia-Virginia Department
of Housing and Community Development

3. Project Name: HMIS FY2019

4. Project Status: Standard

5. Component Type: HMIS

**6. Does this project use one or more
properties that have been conveyed through
the Title V process?** No

3B. Project Description

This screen is currently read only and only includes data from the previous grant. To make changes to this information, navigate to the Submission without Changes screen, select "Make Changes" in response to Question 2, and then check the box next each screen that requires a change to match the current grant agreement, as amended, or to account for a reallocation of funds.

1. Provide a description that addresses the entire scope of the proposed project.

This project will provide access to HMIS to homeless service providers within the the Balance of State CoC (composed of 73 localities). The project will focus on data quality, HMIS coverage across the CoC, and the use of HMIS data for performance measures and outcomes.

2. Does your project have a specific population focus? No

4A. HMIS Standards

This screen is currently read only and only includes data from the previous grant. To make changes to this information, navigate to the Submission without Changes screen, select "Make Changes" in response to Question 2, and then check the box next each screen that requires a change to match the current grant agreement, as amended, or to account for a reallocation of funds.

1a. Is the HMIS currently programmed to collect all required Data Elements as set forth in the 2017 HMIS Data Standards? Yes

1b. If no, explain why and the planned steps for compliance.
Max. 500 characters

2a. Is the HMIS currently able to produce all HUD-required reports and provide data as needed for HUD reporting? (i.e., Annual Performance Reports, Annual Homeless Assessment table shells (this will be the Logitudinal System Analysis next year), data for CAPER/ESG reporting, SPM and Data Quality Table, etc). Yes

2b. If no, explain why and the planned steps for compliance.
Max. 500 characters

3a. Is your HMIS capable of generating all reports required by all Federal partners including HUD, VA, and HHS? Yes

3b. If no, explain why and the planned steps for achieving this.
Max. 500 characters

4. Can the HMIS currently provide the CoC with an unduplicated count of clients receiving services in the CoC? Yes

5. Does your HMIS implementation have a staff person responsible for insuring the Yes

implementation meets all privacy and security standards as required by HUD and the federal partners?

6. Does your organization conduct a background check on all employees who access HMIS or view HMIS data? No

7. Does the HMIS Lead conduct Privacy and Security Training and follow up on privacy and security standards on a regular basis? Yes

8. Do you have a process in place to remove community members who no longer need access to HMIS (e.g. leave their job, fired, etc.) Yes

a. How long does it take to remove access rights to former HMIS users? Within 24 hours

6A. Funding Request

1. Do any of the properties in this project have an active restrictive covenant? No

2. Was the original project awarded as either a Samaritan Bonus or Permanent Housing Bonus project? No

3. Does this project propose to allocate funds according to an indirect cost rate? Yes

Indirect cost rate proposals should be submitted as soon as the applicant is notified of a conditional award. Conditional award recipients will be asked to submit the proposal rate during the e-snaps post-award process.

Applicants with an approved indirect cost rate must submit a copy of the approval with this application.

a. Please complete the indirect cost rate schedule below:

| Administering Department/Agency | Indirect Cost Rate | Direct Cost Base |
|---------------------------------|--------------------|------------------|
| DHUD | 54% | 1308582.00 |
| | | |
| | | |
| | | |
| | | |

b. Has this rate been approved by your cognizant agency? Yes

c. Do you plan to use the 10% de minimis rate? No

4. Renewal Grant Term: 1 Year

5. Select the costs for which funding is being requested:

HMIS ☒

6D. Sources of Match

The following list summarizes the funds that will be used as Match for the project. To add a Matching source to the list, select the  icon. To view or update a Matching source already listed, select the  icon.

Summary for Match

| | |
|-------------------------------------|----------|
| Total Value of Cash Commitments: | \$35,326 |
| Total Value of In-Kind Commitments: | \$0 |
| Total Value of All Commitments: | \$35,326 |

1. Does this project generate program income as described in 24 CFR 578.97 that will be used as Match for this grant? No

| Match | Type | Source | Contributor | Date of Commitment | Value of Commitments |
|-------|------|------------|----------------------|--------------------|----------------------|
| Yes | Cash | Government | VHSP - state funding | 08/07/2019 | \$35,326 |

Sources of Match Detail

1. Will this commitment be used towards Match? Yes
2. Type of Commitment: Cash
3. Type of Source: Government
4. Name the Source of the Commitment: VHSP - state funding
(Be as specific as possible and include the office or grant program as applicable)
5. Date of Written Commitment: 08/07/2019
6. Value of Written Commitment: \$35,326

6E. Summary Budget

The following information summarizes the funding request for the total term of the project. Budget amounts from the Leased Units, Rental Assistance, and Match screens have been automatically imported and cannot be edited. However, applicants must confirm and correct, if necessary, the total budget amounts for Leased Structures, Supportive Services, Operating, HMIS, and Admin. Budget amounts must reflect the most accurate project information according to the most recent project grant agreement or project grant agreement amendment, the CoC's final HUD-approved FY 2018 GIW or the project budget as reduced due to CoC reallocation. Please note that, new for FY 2018, there are no detailed budget screens for Leased Structures, Supportive Services, Operating, or HMIS costs. HUD expects the original details of past approved budgets for these costs to be the basis for future expenses. However, any reasonable and eligible costs within each CoC cost category can be expended and will be verified during a HUD monitoring.

| Eligible Costs | Total Assistance Requested for 1 year Grant Term (Applicant) |
|------------------------------------------|--------------------------------------------------------------|
| 1a. Leased Units | \$0 |
| 1b. Leased Structures | \$0 |
| 2. Rental Assistance | \$0 |
| 3. Supportive Services | \$0 |
| 4. Operating | \$0 |
| 5. HMIS | \$128,584 |
| 6. Sub-total Costs Requested | \$128,584 |
| 7. Admin (Up to 10%) | \$12,717 |
| 8. Total Assistance plus Admin Requested | \$141,301 |
| 9. Cash Match | \$35,326 |
| 10. In-Kind Match | \$0 |
| 11. Total Match | \$35,326 |
| 12. Total Budget | \$176,627 |

7A. Attachment(s)

| Document Type | Required? | Document Description | Date Attached |
|-----------------------------------------|-----------|----------------------|---------------|
| 1) Subrecipient Nonprofit Documentation | No | Homeward Nonprofi... | 12/18/2013 |
| 2) Other Attachmenbt | No | Indirect Cost Rate | 07/20/2018 |
| 3) Other Attachment | No | HMIS Match | 08/08/2019 |

Attachment Details

Document Description: Homeward Nonprofit Documentation

Attachment Details

Document Description: Indirect Cost Rate

Attachment Details

Document Description: HMIS Match

7B. Certification

A. For all projects:

Fair Housing and Equal Opportunity

It will comply with Title VI of the Civil Rights Act of 1964 (42 U.S.C. 2000(d)) and regulations pursuant thereto (Title 24 CFR part I), which state that no person in the United States shall, on the ground of race, color or national origin, be excluded from participation in, be denied the benefits of, or be otherwise subjected to discrimination under any program or activity for which the applicant receives Federal financial assistance, and will immediately take any measures necessary to effectuate this agreement. With reference to the real property and structure(s) thereon which are provided or improved with the aid of Federal financial assistance extended to the applicant, this assurance shall obligate the applicant, or in the case of any transfer, transferee, for the period during which the real property and structure(s) are used for a purpose for which the Federal financial assistance is extended or for another purpose involving the provision of similar services or benefits.

It will comply with the Fair Housing Act (42 U.S.C. 3601-19), as amended, and with implementing regulations at 24 CFR part 100, which prohibit discrimination in housing on the basis of race, color, religion, sex, disability, familial status or national origin.

It will comply with Executive Order 11063 on Equal Opportunity in Housing and with implementing regulations at 24 CFR Part 107 which prohibit discrimination because of race, color, creed, sex or national origin in housing and related facilities provided with Federal financial assistance.

It will comply with Executive Order 11246 and all regulations pursuant thereto (41 CFR Chapter 60-1), which state that no person shall be discriminated against on the basis of race, color, religion, sex or national origin in all phases of employment during the performance of Federal contracts and shall take affirmative action to ensure equal employment opportunity. The applicant will incorporate, or cause to be incorporated, into any contract for construction work as defined in Section 130.5 of HUD regulations the equal opportunity clause required by Section 130.15(b) of the HUD regulations.

It will comply with Section 3 of the Housing and Urban Development Act of 1968, as amended (12 U.S.C. 1701(u)), and regulations pursuant thereto (24 CFR Part 135), which require that to the greatest extent feasible opportunities for training and employment be given to lower-income residents of the project and contracts for work in connection with the project be awarded in substantial part to persons residing in the area of the project.

It will comply with Section 504 of the Rehabilitation Act of 1973 (29 U.S.C. 794), as amended, and with implementing regulations at 24 CFR Part 8, which prohibit discrimination based on disability in Federally-assisted and conducted programs and activities.

It will comply with the Age Discrimination Act of 1975 (42 U.S.C. 6101-07), as amended, and implementing regulations at 24 CFR Part 146, which prohibit discrimination because of age in projects and activities receiving Federal financial assistance.

It will comply with Executive Orders 11625, 12432, and 12138, which state that program participants shall take affirmative action to encourage participation by businesses owned and operated by members of minority groups and women.

If persons of any particular race, color, religion, sex, age, national origin, familial status, or disability who may qualify for assistance are unlikely to be reached, it will establish additional procedures to ensure that interested persons can obtain information concerning the assistance. It will comply with the reasonable modification and accommodation requirements and, as appropriate, the accessibility requirements of the Fair Housing Act and section 504 of the Rehabilitation Act of 1973, as amended.

Additional for Rental Assistance Projects:

If applicant has established a preference for targeted populations of disabled persons pursuant to 24 CFR 578.33(d) or 24 CFR 582.330(a), it will comply with this section's nondiscrimination requirements within the designated population.

B. For non-Rental Assistance Projects Only.

20-Year Operation Rule.

Applicants receiving assistance for acquisition, rehabilitation or new construction: The project will be operated for no less than 20 years from the date of initial occupancy or the date of initial service provision for the purpose specified in the application.

15-Year Operation Rule – 24 CFR part 578 only.

Applicants receiving assistance for acquisition, rehabilitation or new construction: The project will be operated for no less than 15 years from the date of initial occupancy or the date of initial service provision for the purpose specified in the application.

1-Year Operation Rule.

For applicants receiving assistance for supportive services, leasing, or operating costs but not receiving assistance for acquisition, rehabilitation, or new construction: The project will be operated for the purpose specified in the application for any year for which such assistance is provided.

C. Explanation.

Where the applicant is unable to certify to any of the statements in this certification, such applicant shall provide an explanation.

Name of Authorized Certifying Official Erik Johnston

Date: 08/16/2019

Title: Director

Applicant Organization: Commonwealth of Virginia

PHA Number (For PHA Applicants Only):

I certify that I have been duly authorized by the applicant to submit this Applicant Certification and to ensure compliance. I am aware that any false, fictitious, or fraudulent statements or claims may subject me to criminal, civil, or administrative penalties . (U.S. Code, Title 218, Section 1001).

X

Active SAM Status Requirement.

I certify that our organization has an active System for Award Management (SAM) registration as required by 2 CFR 200.300(b) at the time of project application submission to HUD and will ensure this SAM registration will be renewed annually to meet this requirement.

X

Submission Without Changes

1. Are the requested renewal funds reduced from the previous award as a result of reallocation? No

2. Do you wish to submit this application without making changes? Please refer to the guidelines below to inform you of the requirements. Make changes

3. Specify which screens require changes by clicking the checkbox next to the name and then clicking the Save button.

| | |
|------------------------------------------------|-------------------------------------|
| Part 2 - Subrecipient Information | |
| 2A. Subrecipients | <input type="checkbox"/> |
| Part 3 - Project Information | |
| 3A. Project Detail | <input checked="" type="checkbox"/> |
| 3B. Description | <input type="checkbox"/> |
| Part 4 - Housing Services and HMIS | |
| 4A. HMIS Standards | <input type="checkbox"/> |
| Part 5 - Participants and Outreach Information | |
| Part 6 - Budget Information | |
| 6A. Funding Request | <input checked="" type="checkbox"/> |
| 6D. Match | <input checked="" type="checkbox"/> |
| 6E. Summary Budget | <input checked="" type="checkbox"/> |
| Part 7 - Attachment(s) & Certification | |
| 7A. Attachment(s) | <input checked="" type="checkbox"/> |
| 7B. Certification | <input checked="" type="checkbox"/> |

The applicant has selected "Make Changes" to Question 2 above. Please provide a brief description of the changes that will be made to the project information screens (bullets are appropriate):

Updated the indirect cost rate and match documentation as well as included the

allowable 10% admin. to the budget

The applicant has selected "Make Changes". Once this screen is saved, the applicant will be prohibited from "unchecking" any box that has been checked regardless of whether a change to data on the corresponding screen will be made.

8B Submission Summary

| Page | Last Updated |
|--------------------------------------|-------------------|
| 1A. SF-424 Application Type | 08/05/2019 |
| 1B. SF-424 Legal Applicant | No Input Required |
| 1C. SF-424 Application Details | No Input Required |
| 1D. SF-424 Congressional District(s) | 08/05/2019 |
| 1E. SF-424 Compliance | 08/05/2019 |
| 1F. SF-424 Declaration | 08/05/2019 |
| 1G. HUD-2880 | 08/05/2019 |

| | | |
|------------------------------------|---------|------------|
| Renewal Project Application FY2019 | Page 40 | 10/02/2019 |
|------------------------------------|---------|------------|

| | |
|------------------------------------|-------------------|
| 1H. HUD-50070 | 08/05/2019 |
| 1I. Cert. Lobbying | 08/05/2019 |
| 1J. SF-LLL | 08/05/2019 |
| Recipient Performance | 08/05/2019 |
| Renewal Expansion | 08/05/2019 |
| Renewal Grant Consolidation | 08/05/2019 |
| 2A. Subrecipients | 08/05/2019 |
| 3A. Project Detail | 08/05/2019 |
| 3B. Description | 08/05/2019 |
| 4A. HMIS Standards | 08/05/2019 |
| 6A. Funding Request | 08/05/2019 |
| 6D. Match | 08/08/2019 |
| 6E. Summary Budget | No Input Required |
| 7A. Attachment(s) | 08/05/2019 |
| 7B. Certification | 08/05/2019 |
| Submission Without Changes | 08/08/2019 |

INTERNAL REVENUE SERVICE
P. O. BOX 2508
CINCINNATI, OH 45201

DEPARTMENT OF THE TREASURY

Date: **SEP 30 2004**

HOMeward
224 E BROAD ST
RICHMOND, VA 23241-0209

Employer Identification Number:
05-0606153
DLN:
17053212001014
Contact Person:
DEL TRIMBLE ID# 31309
Contact Telephone Number:
(877) 829-5500
Accounting Period Ending:
JUNE 30
Public Charity Status:
170(b)(1)(A)(vi)
Form 990 Required:
YES
Effective Date of Exemption:
APRIL 01, 2002
Contribution Deductibility:
YES

Dear Applicant:

We are pleased to inform you that upon review of your application for tax exempt status we have determined that you are exempt from Federal income tax under section 501(c)(3) of the Internal Revenue Code. Contributions to you are deductible under section 170 of the Code. You are also qualified to receive tax deductible bequests, devises, transfers or gifts under section 2055, 2106 or 2522 of the Code. Because this letter could help resolve any questions regarding your exempt status, you should keep it in your permanent records.

Organizations exempt under section 501(c)(3) of the Code are further classified as either public charities or private foundations. We determined that you are a public charity under the Code section(s) listed in the heading of this letter.


Please see enclosed Information for Exempt Organizations Under Section 501(c)(3) for some helpful information about your responsibilities as an exempt organization.

If you distribute funds to other organizations, your records must show whether they are exempt under section 501(c)(3). In cases where the recipient organization is not exempt under section 501(c)(3), you must have evidence the funds will be used for section 501(c)(3) purposes.

Letter 947 (DO/CG)

HOMeward

Sincerely,

A handwritten signature in dark ink, reading "Lois G. Lerner". The signature is fluid and cursive, with the first name "Lois" and last name "Lerner" clearly legible.

Lois G. Lerner
Director, Exempt Organizations
Rulings and Agreements

Enclosures: Information for Organizations Exempt Under Section 501(c)(3)

Letter 947 (DO/CG)



Terence R. McAuliffe
Governor

Todd P. Haymore
Secretary of
Commerce and Trade

COMMONWEALTH of VIRGINIA

DEPARTMENT OF HOUSING AND COMMUNITY DEVELOPMENT

William C. Shelton
Director

December 19, 2017

U.S. Department of Housing & Urban Development
Attention: Lisa Abell
451 7th Street, SW
Room 6142
Washington, DC 20410

Dear Ms. Abell:

This is to submit for your approval an Indirect Cost Allocation Plan for the Department of Housing & Community Development for the fiscal year ending June 30, 2017. Please review this proposal and provide us with your comments and/or approval.

Any questions concerning this plan should be addressed to Danielle Robertson in our Division of Administration at (804) 371-7021.

Sincerely,

William C. Shelton
Director



Virginia Department of Housing and Community Development | Partners for Better Communities
Main Street Centre | 600 East Main Street, Suite 300 Richmond, VA 23219
www.dhcd.virginia.gov | Phone (804) 371-7000 | Fax (804) 371-7090 | Virginia Relay 7-1-1



VIRGINIA DEPARTMENT OF HOUSING & COMMUNITY DEVELOPMENT

INDIRECT COST PROPOSAL

2017

Table of Contents

Certification

Organizational Chart

Summary of Methodology

Indirect Cost Rate Calculation Statement

Statement of Indirect Costs

DHCD Salaries & Wages Schedule

Indirect Personnel Cost Worksheet

Appendix 1: Consolidated Statewide Allocation Plan

Appendix 2: CARDINAL Expenditures by Chartfield Report

Appendix 3: Schedule of Items of Costs Treated Inconsistently

Appendix 4: DHCD Chart of Accounts FY2017



Terence R. McAuliffe
Governor

Todd P. Haymore
Secretary of
Commerce and Trade

COMMONWEALTH of VIRGINIA

William C. Shelton
Director

DEPARTMENT OF HOUSING AND COMMUNITY DEVELOPMENT

Certificate of Cost Allocation Plan

This is to certify that I have reviewed the cost allocation plan submitted herewith and to the best of my knowledge and belief:

- (1) All costs included in this proposal dated December 19, 2017 to establish billing or final indirect cost rates for fiscal year ended June 30, 2017 are allowable in accordance with the requirements of 2 CFR Part 225, Cost Principles for State, Local, and Indian Tribal Governments (OMB Circular A-87), and the Federal award(s) to which they apply. Unallowable costs have been adjusted for in allocating costs as indicated in the cost allocation plan.
- (2) All costs included in this proposal are properly allocable to Federal awards on the basis of a beneficial or causal relationship between the expenses incurred and the awards to which they are allocated in accordance with applicable requirements. Further, the same costs that have been treated as indirect costs have not been claimed as direct costs. Similar types of costs have been accounted for consistently.

I declare that the foregoing is true and correct.

Governmental Unit: Virginia Department of Housing and Community Development

Signature: William C. Shelton

Name of Official: William C Shelton

Title: Director

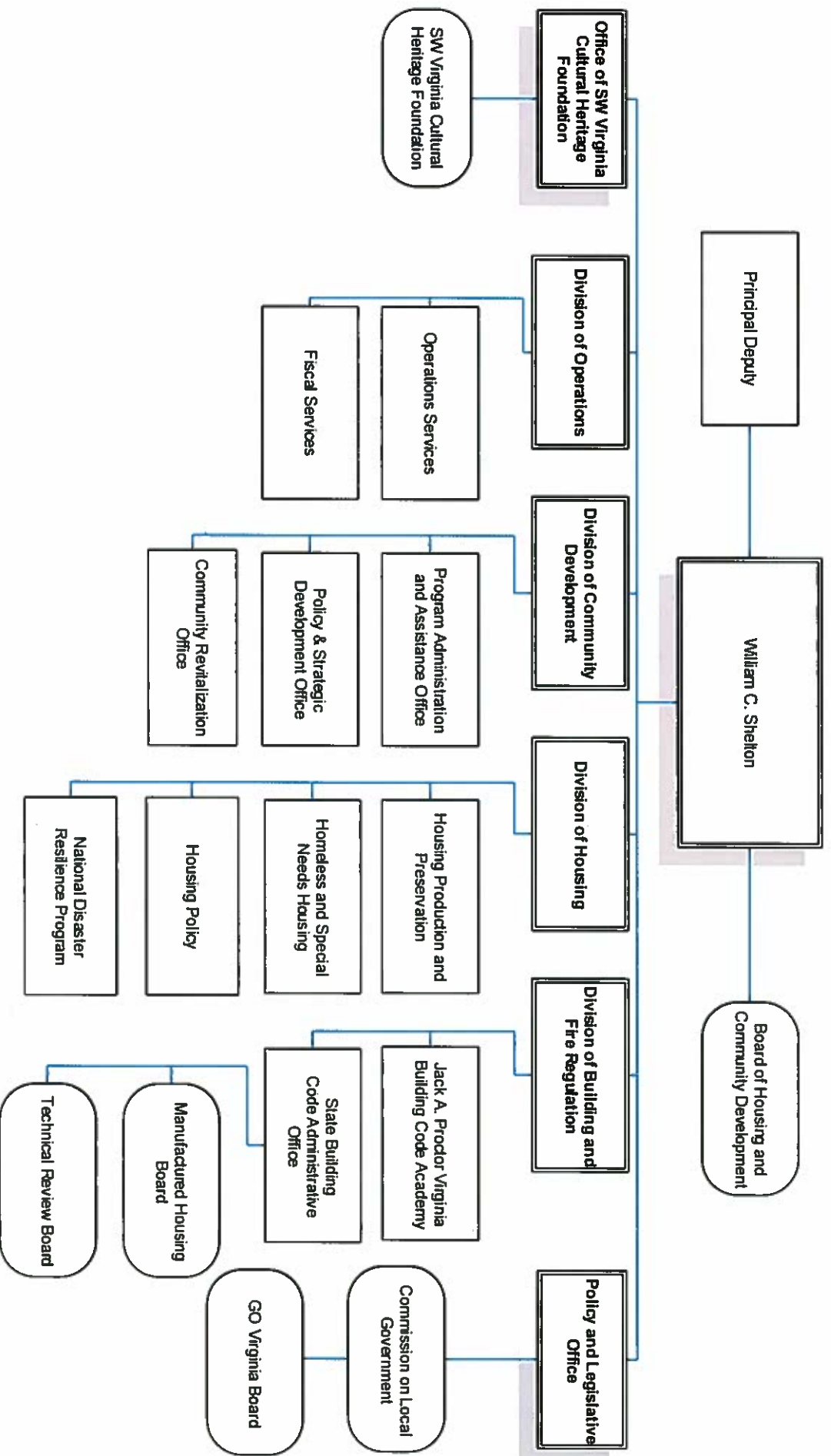
Date of Execution: December 19, 2017



Virginia Department of Housing and Community Development | Partners for Better Communities
Main Street Centre | 600 East Main Street, Suite 300 Richmond, VA 23219
www.dhcd.virginia.gov | Phone (804) 371-7000 | Fax (804) 371-7090 | Virginia Relay 7-1-1

Virginia Department of Housing and Community Development

10/2017



Department of Housing and Community Development

6/30/2017

DIRECTOR'S OFFICE

Special Projects

Erik Johnston
Principal Deputy
00256

C. Denise Goode
Confidential Policy
Analyst
00285

SW Virginia Cultural Heritage Commission Office

Ashley Farmer
Administrative
Assistant
00290

VACANT
Director, SW Virginia Cultural
Heritage Commission
00366

Kalen Collins
Administrative Assistant,
SWVA Cultural Heritage
Commission
00368

Jenna Wagner
Marketing Director, SWVA
Cultural Heritage
Commission
00367

William C. Shelton
Director
00001

DIVISION OF ADMINISTRATION

Velma Ballard
Associate Director
00192

VACANT
Deputy Director
00002

Administration Services

Tod Love
Applications Manager
00047

Chris Mattox
Procurement Officer
00307

Barbara Dodd
Public Relations
Director
00229

Danielle Robertson
Sr Grants Accountant
00305

Darryl Hicks
Accounting Manager
00306

Elizabeth Raftery
Policy & Legislative
Director
00176

Fiscal Management Office

Policy Office

Sharon Serkes
Sr. Applications
Architect
00191

Chris Bonner
Applications
Developer
00333

Vacant
Applications
Architect
00371

VACANT
Human Resource
Manager
00256

Rodney Steppe
HR Generalist
00310

VACANT
Graphics & Web
Designer
00315

David Conmy
Local Government
Policy Administrator
00312

Af Akbor
Sr. Public Finance
Analyst
00314

Kristen Dahlman
Sr. Policy Analyst
00313

Kyle Flanders
Sr. Policy Analyst
00177

Lindsay Barker
Administrative
Assistant
00322

VACANT
GO VA Admin
00376

Billy Gammet
GO VA Policy Analyst
00377

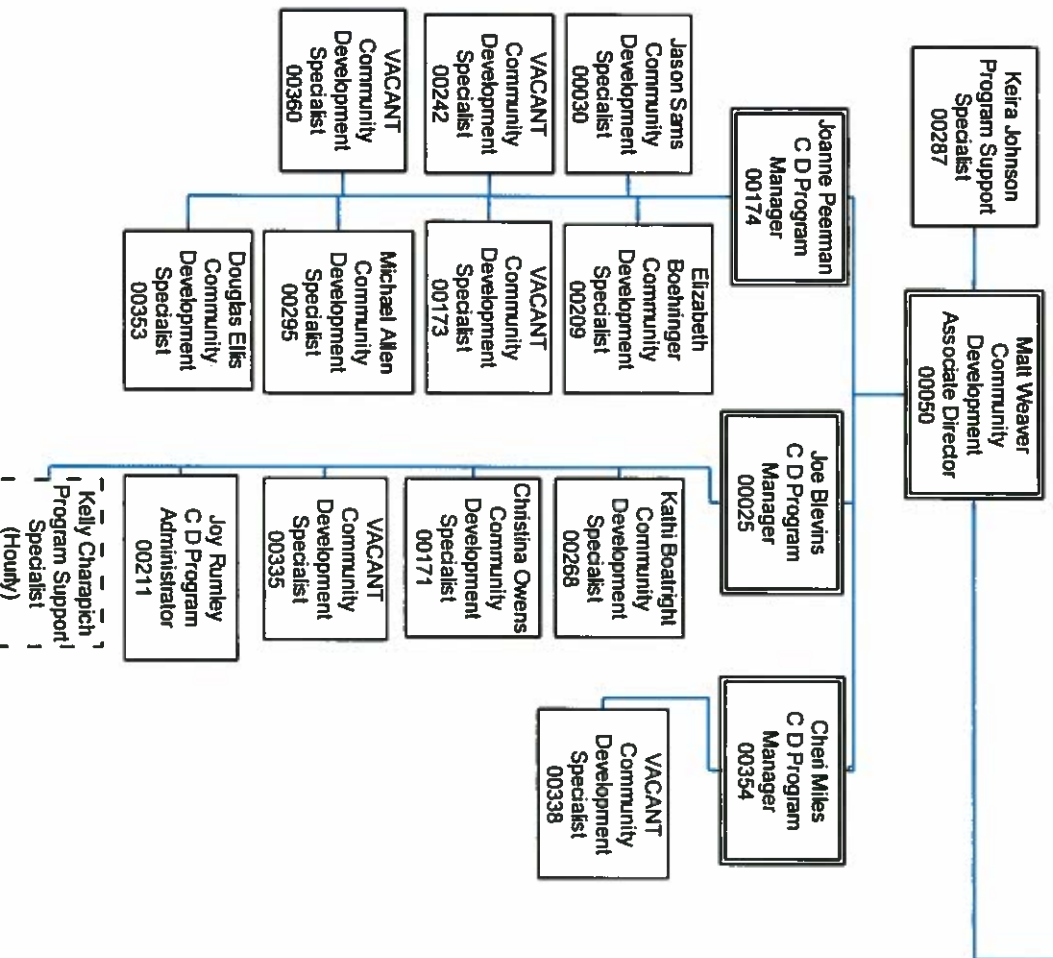
Brandy Evans
Accountant
00308

Crystal Bolling
Accountant
00365

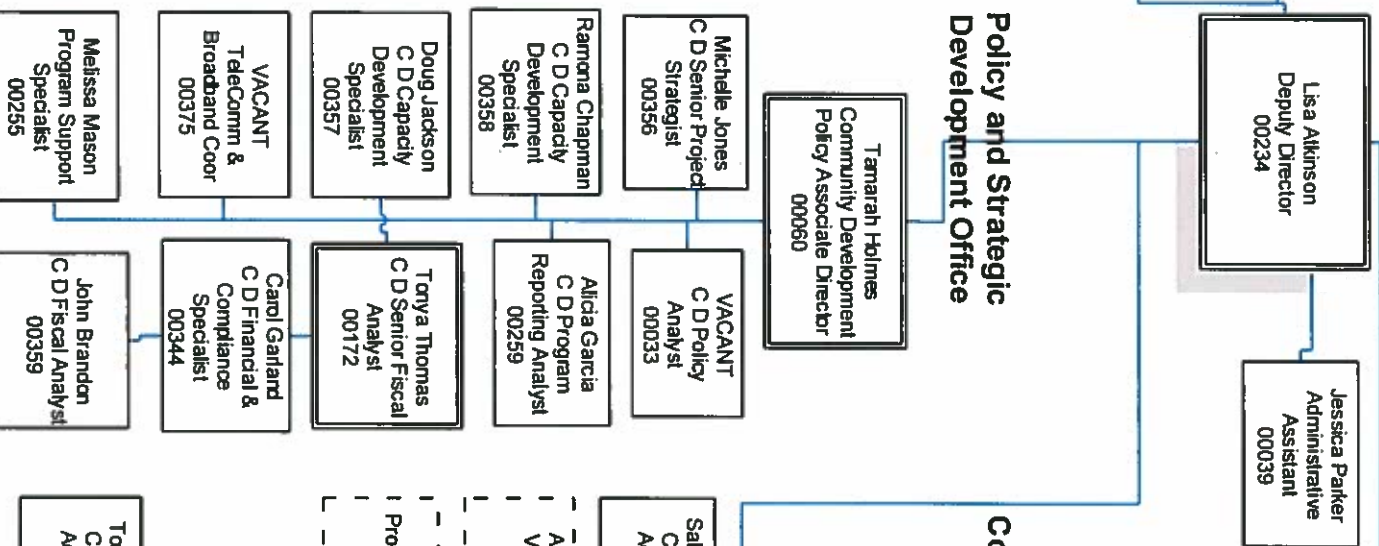
Department of Housing and Community Development Division of Community Development

6/30/2017

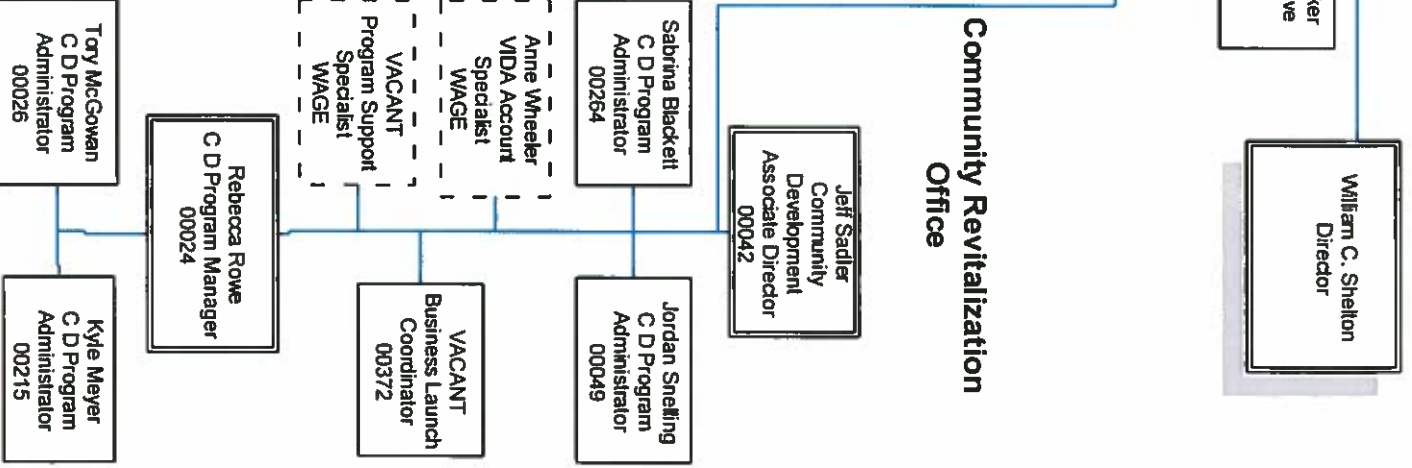
Program Administration and Assistance Office



Policy and Strategic Development Office

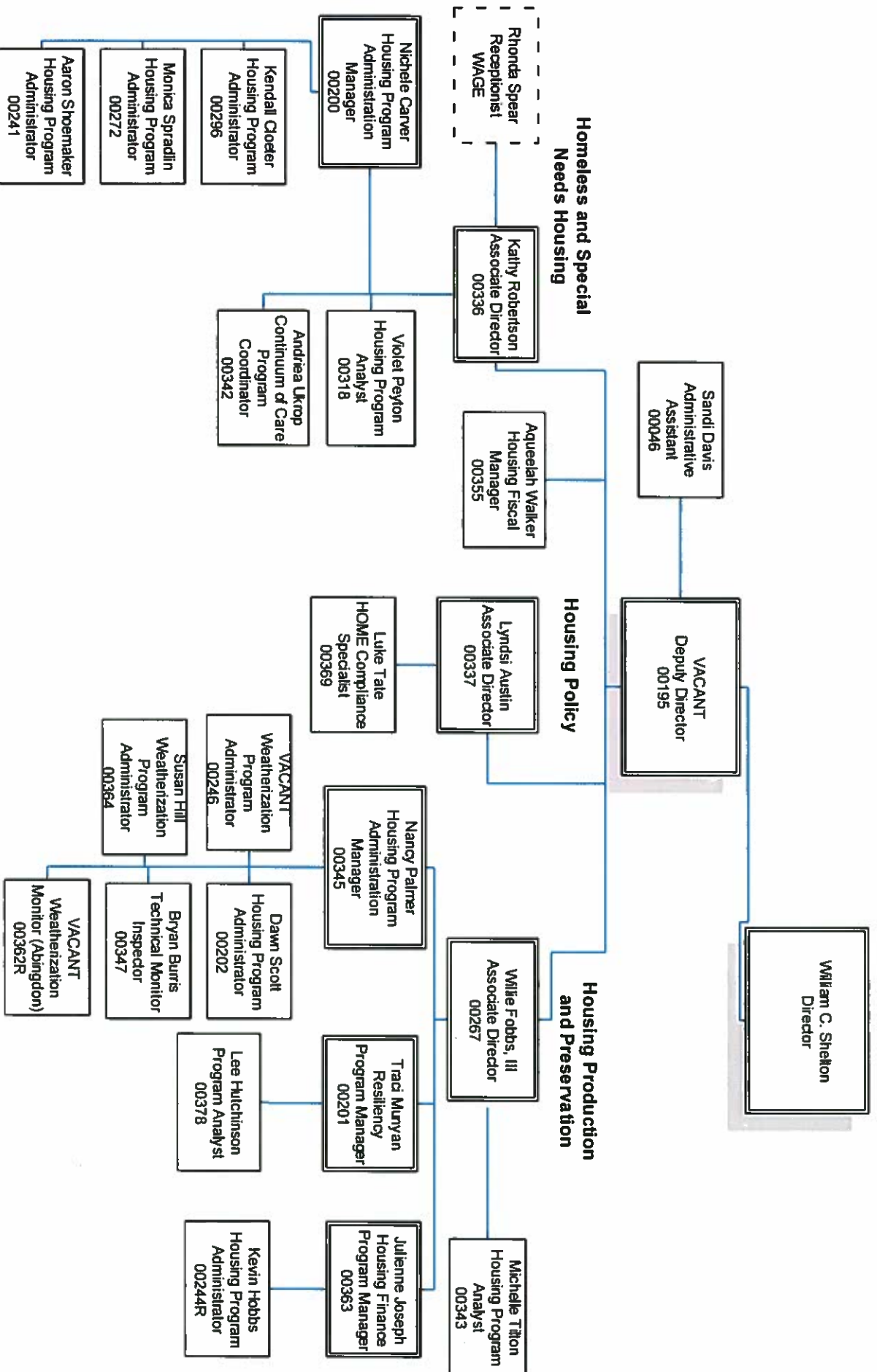


Community Revitalization Office

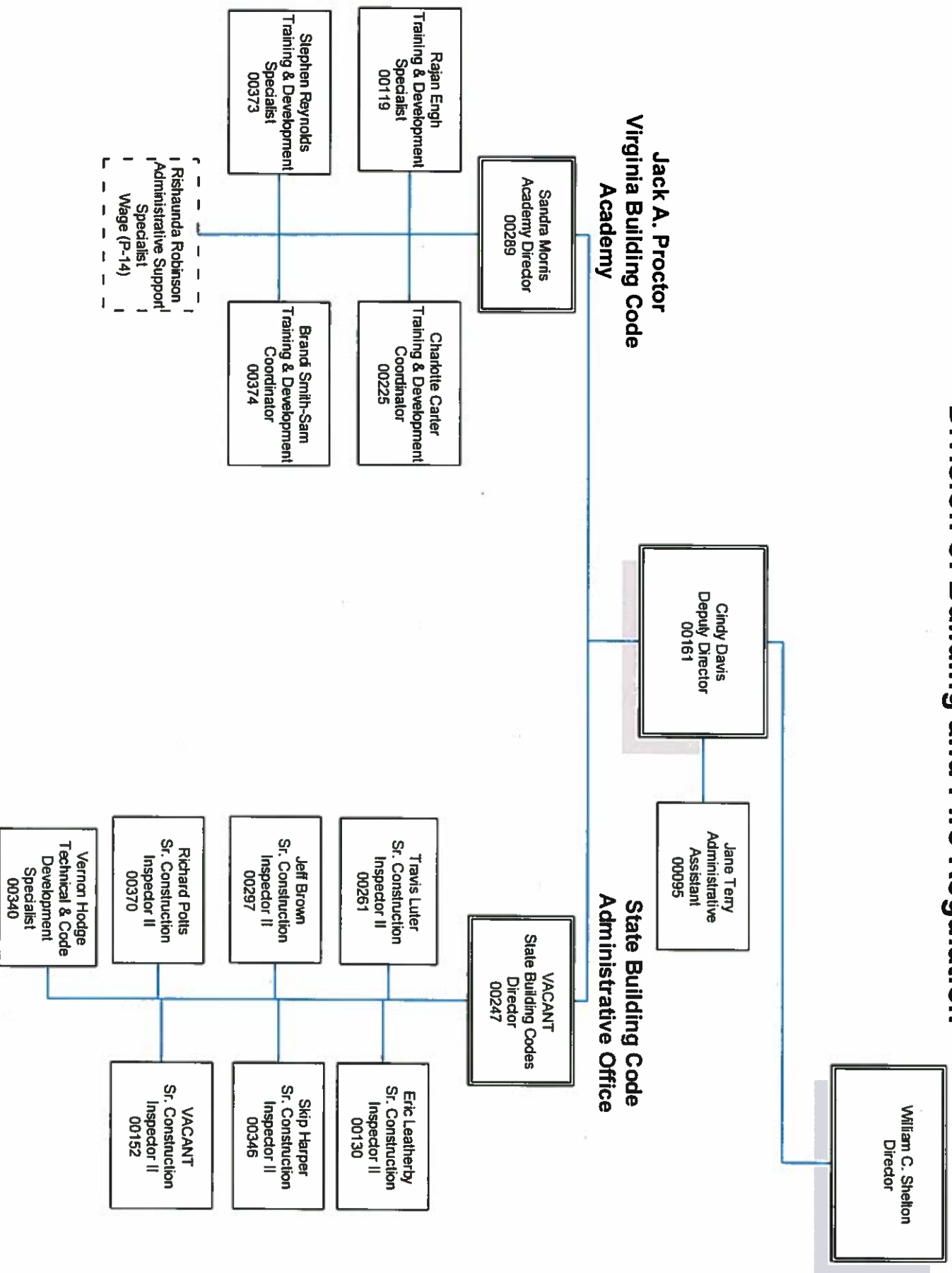


Department of Housing and Community Development Division of Housing

6/30/2017



Department of Housing and Community Development 6/30/2017
Division of Building and Fire Regulation



Summary of Methodology

The attached indirect cost proposal for the Virginia Department of Housing & Community Development (DHCD) was prepared in accordance with the cost principles set forth in OMB A-87 for State, Local, and Indian Tribal Governments and additional guidance from the U.S. Department of Health and Human Services ASMB C-10, Costs Principles and Procedures for Establishing Cost Allocation Plans and Indirect Costs Rates for Grants and Contracts with the Federal Government. The Multiple rate method was used.

The Costs allocated in this proposal include:

- Services provided by Other Agencies
- Administration
- Support Services
- Policy Analysis and Research
- Divisional Indirect Costs
- Office Indirect Costs

The information used in determining the amount of costs to be allocated and the basis for allocation was taken from the following sources:

- Commonwealth Accounting and Reporting System (CARDINAL)
- “Agency Expenditures by Chartfield: as of June 30, 2017”

- Virginia Department of Accounts
- “Consolidated Statewide Cost Allocation Plan for Fiscal Year 2017”

The “Agency Expenditures by Chartfield” report was used to calculate all indirect costs and the direct salary figures used as the allocation basis. The amount of services provided by other agencies was taken from the Consolidated Statewide Cost Allocation Plan.

The total indirect costs were determined by adding all allowable indirect costs and subtracting any unallowable costs. The costs were then allocated by some allocation formula; most commonly direct salaries, to the various benefiting divisions.

Once all indirect costs were allocated, a rate for each office was calculated. This rate was determined by dividing the total amount of indirect costs in each division by the total amount of direct salaries in that division.

Indirect Cost Rate Proposal - Multiple Rate Method
Virginia Department of Housing & Community Development
Indirect Cost Rate Calculation Statement
For Fiscal Year Ending June 30, 2017

| <u>Divisions/Bureaus</u> | <u>Indirect Costs</u> | <u>Direct Salaries & Wages</u> | <u>Indirect Cost Rates</u> |
|----------------------------------------|----------------------------------|-------------------------------------------------------|-------------------------------------------|
| Commission on Local Government | 185,096 | 392,173 | 47.20% |
| Division of Community Development | 1,124,287 | 1,966,253 | 57.18% |
| Division of Housing | 621,176 | 1,095,785 | 56.69% |
| Division of Building & Fire Regulation | 453,985 | 961,886 | 47.20% |
| Policy Division | <u>75,482</u> | <u>159,928</u> | <u>47.20%</u> |
| Total | <u>\$ 2,460,026</u> | <u>\$ 4,576,025</u> | |

Indirect Cost Rate Proposal - Multiple Rate Method
Virginia Department of Housing & Community Development
Statement of Indirect Costs
For Fiscal Year Ending June 30, 2017

Services Provided (Not Billed) By Other Gov't Agencies

Task Division of Administration
212 Office of Deputy Director - Administration
213 Fiscal Office
214 Human Resources
215 Computing Services Office
216 Public Information Office
218 Office of Director & State Board
219 Grants Financial Management Office

Subtotal - Admin

Allocation Base: Direct Salaries & Wages

% of Salaries
Wages
8.57% DHCD Divisions
Commission on Local Government
42.97% 789 Division of Community Development
23.95% 504 Division of Housing
21.02% Division of Building & Fire Regulations
3.49% Policy Division
100.00%

Total Indirect Costs:

| Total Indirect Costs | Adjustments: Unallowable Costs | Indirect Costs | Other Gov't Agencies | Administration | Total |
|----------------------|--------------------------------|----------------|----------------------|-----------------|--------------|
| 327,263.00 | - | 327,263.00 | (327,263.00) | | |
| 804,229.85 | (98,035.85) | 706,194.00 | | (706,194.00) | |
| 155,380.62 | (100.00) | 155,280.62 | | (155,280.62) | |
| 172,007.98 | - | 172,007.98 | | (172,007.98) | |
| 399,236.77 | (9,332.03) | 389,904.74 | | (389,904.74) | |
| 76,508.36 | (587.98) | 75,920.38 | | (75,920.38) | |
| 246,754.46 | (2,100.00) | 244,654.46 | | (244,654.46) | |
| 88,540.42 | - | 88,540.42 | | (88,540.42) | |
| 1,942,658.46 | (110,155.86) | 1,832,502.60 | | | |
| | | | | | |
| 196,891.32 | (625.00) | - | 28,046.99 | 157,048.58 | 185,095.57 |
| 191,850.08 | (87,856.05) | 196,266.32 | 140,620.24 | 787,400.22 | 1,124,286.78 |
| | | 103,994.03 | 78,367.12 | 438,815.12 | 621,176.27 |
| | | - | 68,791.10 | 385,194.36 | 453,985.46 |
| | | | 11,437.55 | 64,044.32 | 75,481.87 |
| 2,658,662.86 | (198,636.91) | 2,460,025.95 | - | (0.00) | 2,460,025.95 |
| | | | | | |
| | | | | Variance | - |

Department of Housing & Community Development
Salaries & Wages Schedule
For Fiscal Year Ending June 30, 2017

| | | | DHCD | Source: CARS ACTR 1427 | | |
|-----------------------------------------------|------|---------------------|---------------------|--------------------------|---------------------------|-------------------|
| | | | Salaries & Wages | Salaries, Appointed 1122 | Salaries, Classified 1123 | Salaries, IT 1128 |
| | Task | | | Total Indirect Costs | | |
| INDIRECT COSTS | | | | | | |
| Office of Deputy Director - Administration | 212 | 239,991.98 | 804,229.85 | | 239,991.98 | |
| Fiscal Office | 213 | 110,160.08 | 155,380.62 | | 110,160.08 | |
| Human Resources | 214 | 93,633.45 | 172,007.98 | | 93,633.45 | |
| Computing Services Office | 215 | 246,157.71 | 399,236.77 | | | 246,157.71 |
| Public Information Office | 216 | 47,132.10 | 76,508.36 | | | 47,132.10 |
| Office of Director & State Board | 218 | 167,880.36 | 246,754.46 | | 133,296.96 | 34,583.40 |
| Grants Financial Management Office | 219 | 70,000.08 | 88,540.42 | | | 70,000.08 |
| Subtotal | | 974,955.76 | 1,942,658.46 | | | |
| Office of Deputy Director - Community Dev | 789 | 131,823.75 | 196,891.32 | | 131,823.75 | |
| Office of Deputy Director - Housing | 504 | 111,469.89 | 191,850.08 | | 111,469.89 | |
| Statewide (Central) Cost Allocation | | | 327,263.00 | | | |
| Deduction for Unallowable Costs | | | (198,636.91) | | | |
| TOTAL INDIRECT COSTS | | 1,218,249.40 | 2,460,025.95 | | | |
| DIRECT COSTS | | | | | | |
| Policy Division | | | | | | |
| Policy Office | 217 | 159,927.95 | | | 159,927.95 | |
| | | 159,927.95 | 3.49% | | | |
| Commission on Local Government | | | | | | |
| Agency Cost Recovery - Admin | 254 | 171,120.84 | | | 171,120.84 | |
| Commission on Local Government | 270 | 221,052.24 | | | 221,052.24 | |
| | | 392,173.08 | 8.57% | | | |
| Division of Community Development | | | | | | |
| Virginia Growth & Opportunity Fund | 103 | 4,833.34 | | | 4,833.34 | |
| VA Individual Development Accounts (VIDA) | 235 | (3,168.70) | | | (3,168.70) | |
| VA Main Street | 236 | 7,297.07 | | | 7,297.07 | |
| Agency Cost Recovery - Community Development | 253 | 34,665.81 | | | 34,665.81 | |
| ARC Area Development | 302 | 49,548.00 | | | 49,548.00 | |
| CBL Admin | 324 | 62,832.00 | | | 62,832.00 | |
| Indoor Plumbing Rehabilitation (IPR) Admin | 327 | 25,274.10 | | | 25,274.10 | |
| Planning Assistance Office | 330 | 287,776.07 | | | 287,776.07 | |
| Project Management Office | 340 | 167,996.60 | | | 167,996.60 | |
| Policy and Strategic Development Office | 341 | 356,526.17 | | | 356,526.17 | |
| Derelict Structures | 343 | 29,565.59 | | | 29,565.59 | |
| Heartwood Artisan Center Admin | 346 | 211,955.74 | | | 211,955.74 | |
| CDBG Technical Assistance | 371 | 57,055.90 | | | 57,055.90 | |
| CDBG Neighborhood Stabilization Program (NSP) | 382 | 132,499.82 | | | 132,499.82 | |
| CDBG NSP3 | 386 | 21,327.27 | | | 21,327.27 | |
| HOME IPR Admin | 598 | 55,299.43 | | | 55,299.43 | |
| Water & Wastewater Projects/SW VA Admin | 701 | 29,968.16 | | | 29,968.16 | |
| Building Collaborative Communities Admin | 716 | 2,782.14 | | | 2,782.14 | |
| CDBG Admin | 721 | 162,289.50 | | | 162,289.50 | |
| Building Entrepreneurial Economies Admin | 730 | 6,324.18 | | | 6,324.18 | |
| ARC Grant Program | 741 | 89,575.86 | | | 89,575.86 | |
| Enterprise Zone Grant Admin | 764 | 174,028.48 | | | 174,028.48 | |
| Subtotal | | 1,966,252.53 | 42.97% | | | |
| Division of Housing | | | | | | |
| Agency Cost Recovery - Housing | 252 | 62,111.87 | | | 62,111.87 | |
| Homeless Services Admin | 421 | 107,392.99 | | | 107,392.99 | |
| Weatherization DOE | 436 | 35,279.01 | | | 35,279.01 | |
| Weatherization DOE | 438 | 72,987.97 | | | 72,987.97 | |
| Communities of Opportunity | 440 | 34,877.13 | | | 34,877.13 | |

| | | | | |
|--------------------------------------------------|-----|--------------|---------|------------------------------------|
| Rapid Re-Housing | 512 | (2,071.20) | | (2,071.20) |
| Permanent Supportive Housing | 515 | 362.46 | | 362.46 |
| Commonwealth Priority Housing Fund | 517 | 6,071.46 | | 6,071.46 |
| HOPWA Admin | 533 | 10,312.53 | | 10,312.53 |
| Emergency Solutions Grant Admin | 535 | 53,508.72 | | 53,508.72 |
| Homeless Intervention Program | 540 | 48,704.41 | | 48,704.41 |
| BOS HMIS | 556 | 30,023.86 | | 30,023.86 |
| Continuum of Care (CoC) Planning | 557 | 49,103.29 | | 49,103.29 |
| Virginia Housing Trust Fund | 560 | 69,353.25 | | 69,353.25 |
| National Housing Trust Fund | 575 | 6,030.00 | | 6,030.00 |
| HOME Admin | 597 | 293,298.61 | | 293,298.61 |
| Low Income Home Energy Assistance (LIHEA) Admin | 804 | 218,438.64 | | 218,438.64 |
| Subtotal | | 1,095,785.00 | 23.95% | |
| Division of Building Regulations | | | | |
| Office of Deputy Director - Building Regulations | 601 | 234,386.45 | | 234,386.45 |
| Virginia Code Academy | 621 | 361,992.26 | | 361,992.26 |
| State Building Code Administration Office | 631 | 94,729.22 | | 94,729.22 |
| Manufactured Housing Office | 633 | 67,685.27 | | 67,685.27 |
| Seal Fee Admin | 641 | 158,410.68 | | 158,410.68 |
| SAA Fee Admin | 642 | 44,682.30 | | 44,682.30 |
| Subtotal | | 961,886.18 | 21.02% | |
| TOTAL DIRECT SALARIES | | 4,576,024.74 | 100.00% | |
| Total Salaries & Wages | | 5,794,274.14 | | 133,296.96 5,367,687.37 293,289.81 |

**Virginia Department of Housing Community Development
Indirect Personnel Cost Worksheet
For Fiscal Year Ended June 30, 2017**

| | 1112, 1113 | 1114 | 1115 | 1117 | 1138 | 1116, | | | |
|--------------------------------------|------------------------|-----------|-------------------|---------------------|------------------|-------------------|------------|-------------------|--------------------|
| Position | Salaries & Wages | FICA | Life Insurance | Health Insurance | LT Disability | Worker's Comp. | Retirement | Total Benefits | Total Personnel |
| Director (1) | 133,296.96 | 9,215.49 | 1,739.57 | 18,688.00 | 879.84 | 480.00 | 19,588.04 | 50,590.94 | 183,887.90 |
| Deputy Director (3) | 244,340.07 | 19,357.70 | 2,999.32 | 12,451.24 | 1,519.47 | 560.00 | 33,852.65 | 70,740.38 | 315,080.45 |
| Associate Director (2) | 115,399.99 | 8,559.20 | 1,491.03 | 7,114.00 | 753.86 | 522.00 | 16,782.90 | 35,222.99 | 150,622.98 |
| Administrative Assistant (2) | 91,081.36 | 6,956.43 | 1,262.51 | 25,984.60 | 636.50 | - | 14,149.98 | 48,990.02 | 140,071.38 |
| Accounting Manager (1) | 73,237.92 | 5,489.82 | 955.85 | 7,114.00 | 483.36 | 480.00 | 10,762.38 | 25,285.41 | 98,523.33 |
| Accountant (3) | 106,922.24 | 8,035.24 | 1,422.90 | 7,462.00 | 719.92 | 80.00 | 16,033.10 | 33,753.16 | 140,675.40 |
| HR Manager/Generalist (2) | 101,760.80 | 6,652.94 | 1,351.36 | 29,741.00 | 683.86 | 310.00 | 15,229.24 | 53,968.40 | 155,729.20 |
| Procurement Officer (1) | 65,598.00 | 4,536.93 | 821.73 | 12,745.50 | 415.68 | 480.00 | 9,254.06 | 28,253.90 | 93,851.90 |
| Applications Manager (1) | 103,105.44 | 7,539.52 | 1,308.02 | 18,688.00 | 661.53 | 480.00 | 14,728.86 | 43,405.93 | 146,511.37 |
| Applications Architect/Developer (2) | 143,052.27 | 10,615.31 | 1,857.58 | 21,628.50 | 938.04 | 480.00 | 20,872.54 | 56,391.97 | 199,444.24 |
| Public Relations Director (1) | 47,132.10 | 3,517.56 | 689.99 | 2,677.50 | 349.25 | 220.00 | 7,778.92 | 15,233.22 | 62,365.32 |
| Fiscal Analyst (1) | 1,120.14 | 79.80 | 14.22 | 232.88 | 7.38 | - | 166.58 | 500.86 | 1,621.00 |

Total Personnel: 1,688,384.47

| Description | |
|----------------------------------------|---------------------|
| 50121X Communication Services | 28,832.68 |
| 50122X Employee Development | 8,912.67 |
| 50124X Management & Information Svc | 54,309.44 |
| 50125X Repair & Maintenance Svc | 20.00 |
| 50126X Support Services | 5,405.15 |
| 50127X Technical Services | 262,017.38 |
| 50128X Transportation Services | 26,086.63 |
| 5013XX Supplies & Materials | 11,314.18 |
| 5015XX Operating Lease Payments | 47,480.35 |
| Consolidated Statewide Allocation Plan | 327,263.00 |
| | 2,460,025.95 |

Reconciliation:

| | |
|-----------------------------------------------|----------------|
| Cardinal Report (212000) - RGL007B - Pg 2-4 | (804,229.85) |
| Cardinal Report (213000) - RGL007B - Pg 4 | (155,380.62) |
| Cardinal Report (214000) - RGL007B - Pg 4 | (172,007.98) |
| Cardinal Report (215000) - RGL007B - Pg 5 | (399,236.77) |
| Cardinal Report (216000) - RGL007B - Pg 5-6 | (76,508.36) |
| Cardinal Report (218000) - RGL007B - Pg 7 | (246,754.46) |
| Cardinal Report (219000) - RGL007B - Pg 7-8 | (88,540.42) |
| Cardinal Report (504000) - RGL007B - Pg 23-24 | (191,850.08) |
| Cardinal Report (789000) - RGL007B - Pg 39 | (196,891.32) |
| Consolidated Statewide Allocation Plan | (327,263.00) |
| Subtotal - CARS/Statewide Allocation Reports | (2,658,662.86) |

IDC Allocated vs Reports - Variance: (198,636.91)

Adjustments:

| <u>Unallowable Costs</u> | | | |
|--------------------------|---------------------------------------------------|------|---------------|
| (A) | Unallowed Salaries/Fringes | 1XXX | 87,846.05 |
| | Payroll Bonuses/Incentives | 1131 | 2,635.00 |
| | Grant Payments/Other Bonues/Incentives (Premiums) | 14XX | 99,300.00 |
| | Equipment | 22XX | 8,855.42 |
| | Rounding | | 0.44 |
| | Reconciled Variance: | | (0.00) |

(A) This amount accounts for salaries of program specific employees that were charged to the admin/indirect cost code; thus the totals are reduced by this amount.

Commonwealth of Virginia
2017 Federal Statewide Indirect Cost Allocation Plan
Schedule A - 2017 Fixed Costs
(Source: Carryforward Sch B)

| AGENCY | BUILDING USE MULTI | BUILDING USE SINGLE | DGS M&O SINGLE | DGS M&O MULTI | DGS RISK MNGMNT |
|------------------------------------------------------------|--------------------------|---------------------------|----------------------|---------------------|-----------------------|
| 100 Senate | 403,059 | - | - | 18,756 | 1 |
| 101 House of Delegates | 778,767 | - | - | 35,687 | - |
| 103 Magistrate System | - | - | - | - | 1 |
| 107 Division of Legislative Services | 22,176 | - | - | 4,809 | (1) |
| 109 Division of Legislative Automated Systems | 8,199 | - | - | 1,556 | - |
| 110 Joint Legislative Audit/Review Commission | 7,808 | - | - | 1,693 | - |
| 111 Supreme Court | 135,438 | - | - | 43,513 | 9 |
| 112 Judicial Inquiry & Review Commission | 2,997 | - | - | 963 | - |
| 113 Circuit Courts | - | - | - | - | - |
| 114 General District Courts | - | - | - | - | - |
| 115 Juvenile & Domestic Relations District Courts | - | - | - | - | - |
| 116 Combined District Courts | - | - | - | - | - |
| 117 Virginia State Bar | - | - | - | - | 1 |
| 119 Lt. Governor | 20,260 | - | - | 842 | - |
| 121 Office of the Governor | 803,820 | - | - | 45,218 | - |
| 123 Department of Military Affairs | - | - | - | - | 24 |
| 125 Court of Appeals of Virginia | 9,802 | (9,680) | 1,611 | 3,150 | - |
| 127 Department of Emergency Management | - | - | - | - | - |
| 128 Virginia Veterans' Care Center | - | - | - | - | - |
| 132 Department of Elections | 78,402 | - | - | 2,203 | - |
| 140 Department of Criminal Justice Services | 204,310 | - | - | 5,741 | 1 |
| 141 Attorney General & Department of Law | 535,997 | - | - | 31,938 | 3 |
| 142 Virginia State Crime Commission | 10,617 | - | - | 509 | - |
| 146 The Science Museum of Virginia | - | - | - | - | 2 |
| 147 Office of the State Inspector General | 45,759 | - | - | 4,297 | (1) |
| 148 Virginia Commission for the Arts | (726) | - | - | 287 | - |
| 149 Administration of Health Insurance | - | - | - | - | - |
| 154 Department of Motor Vehicles | - | - | - | - | 8 |
| 155 Treasury Board | - | - | - | - | - |
| 156 Department of State Police | (149) | - | - | 228 | 337 |
| 157 Compensation Board | 41,466 | - | - | 1,725 | - |
| 160 Virginia Criminal Sentencing Commission | 2,997 | - | - | 963 | - |
| 161 Department of Taxation | 1,359,474 | - | - | 25,687 | - |
| 165 Department of Housing/Community Development | 212,777 | - | - | 3,963 | 1 |
| 166 Secretary of the Commonwealth | - | - | - | - | - |
| 171 State Corporation Commission | - | 275,965 | 6,523 | - | 4 |
| 172 Virginia Lottery | 250,349 | - | - | 14,727 | - |
| 174 Virginia College Savings Plan | - | - | - | - | 1 |
| 180 Secretary of Administration | - | - | - | - | - |
| 181 Department of Labor & Industry | 139,906 | - | - | 2,427 | - |
| 182 Virginia Employment Commission | (14,283) | - | - | (1,174) | 6 |
| 183 Secretary of Natural Resources | - | - | - | - | - |
| 184 Secretary of Technology | - | - | - | - | - |
| 185 Secretary of Education | - | - | - | - | - |
| 186 Secretary of Transportation | - | - | - | - | - |
| 187 Secretary of Public Safety | - | - | - | - | - |
| 188 Secretary of Health/Human Resources | - | - | - | - | - |
| 190 Secretary of Finance | - | - | - | - | - |
| 191 Virginia Workers' Compensation Commission | - | - | - | - | 8 |
| 192 Secretary of Commerce and Trade | - | - | - | - | - |
| 193 Secretary of Agriculture & Forestry | - | - | - | - | - |
| 197 Department of Education/Direct Aid to Public Education | - | - | - | - | - |
| 199 Department of Conservation & Recreation | 420,486 | - | - | 3,977 | 48 |
| 200 Office of Childrens Services | - | - | - | - | - |
| 201 Department of Education - Central Office Operations | 377,991 | - | - | 21,793 | (1) |

Commonwealth of Virginia
2017 Federal Statewide Indirect Cost Allocation Plan
Schedule A - 2017 Fixed Costs
(Source: Carryforward Sch B)

| AGENCY | BUILDING USE MULTI | BUILDING USE SINGLE | DGS M&O SINGLE | DGS M&O MULTI | DGS RISK MNGMNT |
|-------------------------------------------------------------|--------------------------|---------------------------|----------------------|---------------------|-----------------------|
| 203 Woodrow Wilson Rehab Center | - | - | - | - | - |
| 204 The College of William & Mary in Virginia | - | - | - | - | (6) |
| 207 University of Virginia - Academic Division | - | - | - | - | 78 |
| 208 VPI & State University | - | - | - | - | 165 |
| 209 University of Virginia - Medical Center | - | - | - | - | 287 |
| 211 Virginia Military Institute | - | - | - | - | 4 |
| 212 Virginia State University | - | - | - | - | 15 |
| 213 Norfolk State University | - | - | - | - | 27 |
| 214 Longwood University | - | - | - | - | 5 |
| 215 University of Mary Washington | - | - | - | - | 6 |
| 216 James Madison University | - | - | - | - | 31 |
| 217 Radford University | - | - | - | - | 22 |
| 218 Virginia School for the Deaf & Blind | - | - | - | - | 1 |
| 221 Old Dominion University | - | - | - | - | 19 |
| 222 Department of Professional and Occupational Reg. | - | - | - | - | - |
| 223 Department of Health Professions | - | - | - | - | 1 |
| 226 Board of Accountancy | - | - | - | - | - |
| 229 VPI & SU - Coop. Ext. & Ag Experiment Div. | - | - | - | - | - |
| 233 Virginia Board of Bar Examiners | - | - | - | - | - |
| 234 COOP Ext/Agricultural Research Service | - | - | - | - | - |
| 236 Virginia Commonwealth University | - | - | - | - | 53 |
| 238 Virginia Museum of Fine Arts | - | - | - | - | 6 |
| 239 Frontier Culture Museum of Virginia | - | - | - | - | (1) |
| 241 Richard Bland College | - | - | - | - | - |
| 242 Christopher Newport University | - | - | - | - | 9 |
| 246 University of Virginia's College at Wise | - | - | - | - | 4 |
| 247 George Mason University | - | - | - | - | 31 |
| 261 Virginia Community College System - System Office | (110,029) | - | - | (12,496) | 95 |
| 262 Department for Aging and Rehabilitative Services | - | - | - | - | 4 |
| 263 Virginia Rehab Center for the Blind and Vision Impaired | - | - | - | - | - |
| 268 Virginia Institute of Marine Science | - | - | - | - | - |
| 275 New River Community College | - | - | - | - | - |
| 276 Southside Virginia Community College | - | - | - | - | - |
| 277 Paul D Camp Community College | - | - | - | - | - |
| 278 Rappahannock Community College | - | - | - | - | - |
| 279 Danville Community College | - | - | - | - | - |
| 280 Northern Virginia Community College | - | - | - | - | - |
| 282 Piedmont Virginia Community College | - | - | - | - | - |
| 283 J Sargeant Reynolds Community College | - | - | - | - | - |
| 284 Eastern Shore Community College | - | - | - | - | - |
| 285 Patrick Henry Community College | - | - | - | - | - |
| 286 Virginia Western Community College | - | - | - | - | - |
| 287 Dabney S Lancaster Community College | - | - | - | - | - |
| 288 Wytheville Community College | - | - | - | - | - |
| 290 John Tyler Community College | - | - | - | - | - |
| 291 Blue Ridge Community College | - | - | - | - | - |
| 292 Central Virginia Community College | - | - | - | - | - |
| 293 Thomas Nelson Community College | - | - | - | - | - |
| 294 Southwest Virginia Community College | - | - | - | - | - |
| 295 Tidewater Community College | - | - | - | - | - |
| 296 Virginia Highlands Community College | - | - | - | - | - |
| 297 Germanna Community College | - | - | - | - | - |
| 298 Lord Fairfax Community College | - | - | - | - | - |
| 299 Mountain Empire Community College | - | - | - | - | - |
| 301 Department of Agriculture & Consumer Services | 428,782 | - | - | 21,399 | 1 |
| 310 Virginia Economic Development Partnership | - | - | - | - | - |

Commonwealth of Virginia
2017 Federal Statewide Indirect Cost Allocation Plan
Schedule A - 2017 Fixed Costs
(Source: Carryforward Sch B)

| AGENCY | BUILDING USE MULTI | BUILDING USE SINGLE | DGS M&O SINGLE | DGS M&O MULTI | DGS RISK MNGMNT |
|------------------------------------------------------------|--------------------------|---------------------------|----------------------|---------------------|-----------------------|
| 320 Virginia Tourism Authority | - | (54) | 1,119 | - | - |
| 350 Department of Small Business & Supplier Diversity | 33,624 | - | - | 3,279 | - |
| 402 Marine Resources Commission | - | - | - | - | 9 |
| 403 Department of Game & Inland Fisheries | - | - | - | - | (3) |
| 405 Virginia Racing Commission | - | - | - | - | - |
| 407 Virginia Port Authority | - | - | - | - | - |
| 409 Department of Mines, Minerals & Energy | 51,330 | - | - | 1,444 | 9 |
| 411 Department of Forestry | - | - | - | - | 4 |
| 413 Comm. Virginia Alcohol Safety Action Prog | - | - | - | - | - |
| 417 Gunston Hall | - | - | - | - | - |
| 423 Department of Historic Resources | - | - | - | - | 1 |
| 425 Jamestown-Yorktown Foundation | - | - | - | - | 6 |
| 440 Department of Environmental Quality | - | - | - | - | 4 |
| 454 Secretary of Veterans Affairs and Homeland Security | (2,646) | - | - | (85) | - |
| 501 Department of Transportation | 89,826 | - | 1,075 | 3,083 | 390 |
| 505 Department of Rail and Public Transportation | 83,266 | - | - | 1,446 | - |
| 506 Motor Vehicle Dealer Board | - | - | - | - | - |
| 530 Department of Motor Vehicles Transfer Payments | - | - | - | - | - |
| 601 Department of Health | 67,449 | 335,336 | 27,636 | 35,584 | 25 |
| 602 Department of Medical Assistance Services | - | - | - | - | - |
| 606 Virginia Board for People w/Disabilities | 35,840 | - | - | 993 | - |
| 701 Department of Corrections - Central Administration | - | - | - | - | 437 |
| 702 Department for the Blind and Vision Impaired | - | - | - | - | 2 |
| 703 Central State Hospital | - | - | - | - | - |
| 704 Eastern State Hospital | - | - | - | - | - |
| 705 Southwestern Virginia Mental Health Institute | - | - | - | - | - |
| 706 Western State Hospital | - | - | - | - | - |
| 707 Central Virginia Training Center | - | - | - | - | - |
| 708 Commonwealth Center for Children and Adolescents | - | - | - | - | - |
| 709 Powhatan Correctional Center | - | - | - | - | - |
| 711 Virginia Correctional Enterprises | 20,460 | - | - | 760 | - |
| 716 Virginia Correctional Center for Women | - | - | - | - | - |
| 718 Bland Correctional Center | - | - | - | - | - |
| 720 Department of Behavioral Health & Development Services | (290,609) | 612,370 | 70,188 | (18,221) | 659 |
| 721 Powhatan Reception/Classification Center | - | - | - | - | - |
| 723 Southeastern Virginia Training Center | - | - | - | - | - |
| 724 Catawba Hospital | - | - | - | - | - |
| 725 Northern Virginia Training Center | - | - | - | - | - |
| 726 Southside Virginia Training Center | - | - | - | - | - |
| 728 Northern Virginia Mental Health Institute | - | - | - | - | - |
| 729 Piedmont Geriatric Hospital | - | - | - | - | - |
| 733 Sussex I State Prison | - | - | - | - | - |
| 734 Sussex II State Prison | - | - | - | - | - |
| 735 Wallen's Ridge State Prison | - | - | - | - | - |
| 737 St Brides Correctional Center | - | - | - | - | - |
| 738 Southwestern Virginia Training Center | - | - | - | - | - |
| 739 Southern Virginia Mental Health Institute | - | - | - | - | - |
| 741 Red Onion State Prison | - | - | - | - | - |
| 742 Corrections-Employee Relations & Training | - | - | - | - | - |
| 743 Fluvanna Correctional Center for Women | - | - | - | - | - |
| 745 Nottoway Correctional Center | - | - | - | - | - |
| 747 Marion Correction Treatment Center | - | - | - | - | - |
| 748 Hiram W Davis Medical Center | - | - | - | - | - |
| 749 Buckingham Correctional Center | - | - | - | - | - |
| 751 Department for the Deaf & Hard of Hearing | - | - | - | - | - |
| 752 Deep Meadow Correctional Center | - | - | - | - | - |

Commonwealth of Virginia
2017 Federal Statewide Indirect Cost Allocation Plan
Schedule A - 2017 Fixed Costs
(Source: Carryforward Sch B)

| AGENCY | BUILDING USE MULTI | BUILDING USE SINGLE | DGS M&O SINGLE | DGS M&O MULTI | DGS RISK MNGMNT |
|-------------------------------------------------------------|--------------------------|---------------------------|----------------------|---------------------|-----------------------|
| 753 Deerfield Correctional Center | - | - | - | - | - |
| 754 Augusta Correctional Center | - | - | - | - | - |
| 756 Corrections - Division of Institutions | - | - | - | - | - |
| 757 Western Region Correctional Field Units | - | - | - | - | - |
| 761 Baskerville Correctional Center | - | - | - | - | - |
| 765 Department of Social Services | - | - | - | - | 1 |
| 766 Virginia Parole Board | - | - | - | - | - |
| 767 Division of Community Corrections | - | - | - | - | - |
| 768 Keen Mountain Correctional Center | - | - | - | - | - |
| 769 Greenville Correctional Center | - | - | - | - | - |
| 770 Dillwyn Correctional Center | - | - | - | - | - |
| 771 Indian Creek Correctional Center | - | - | - | - | - |
| 772 Haynesville Correctional Center | - | - | - | - | - |
| 773 Coffeewood Correctional Center | - | - | - | - | - |
| 774 Lunenburg Correctional Center | - | - | - | - | - |
| 775 Pocahontas State Correctional Center | - | - | - | - | - |
| 776 Green Rock Correctional Center | - | - | - | - | - |
| 777 Department of Juvenile Justice | 233,902 | - | - | 4,058 | 140 |
| 778 Department of Forensic Science | - | - | - | - | 5 |
| 785 River North Correctional Center | - | - | - | - | - |
| 786 Culpepper Correctional Facility for Women | - | - | - | - | - |
| 794 Virginia Center for Behavioral Rehabilitation | - | - | - | - | (29) |
| 799 Department of Corrections - Central Activities | - | - | - | - | - |
| 841 Department of Aviation | - | - | - | - | 1 |
| 844 Joint Commission on Health Care | 13,645 | - | - | 802 | - |
| 848 Indigent Defense Commission | - | - | - | - | (2) |
| 851 Tobacco Indemnification & Revitalization Commission | - | - | - | - | - |
| 852 Virginia Foundation for Healthy Youth | - | - | - | - | - |
| 859 Virginia Sesquicentennial American Civil War Commission | - | - | - | - | - |
| 885 Institute for Advanced Learning & Research | - | - | - | - | - |
| 912 Department of Veterans Services | 33,248 | 299,070 | 20,378 | 1,813 | 28 |
| 922 Sitter-Barfoot Veterans Care Center | - | - | - | - | - |
| 934 Innovation & Entrepreneurship Investment Authority | - | - | - | - | - |
| 935 Roanoke Higher Education Authority | - | - | - | - | - |
| 936 Jefferson Science Associates, LLC | - | - | - | - | - |
| 937 Southern Virginia Higher Education Center | - | - | - | - | - |
| 938 New College Institute | - | - | - | - | - |
| 942 Virginia Museum of Natural History | - | - | - | - | - |
| 948 Southwest Virginia Higher Education Center | - | - | - | - | (1) |
| 957 Commonwealth Attorneys' Services Council | - | - | - | - | - |
| 960 Department of Fire Programs | - | - | - | - | 5 |
| 999 Department of Alcoholic Beverage Control | - | - | - | - | 33 |
| COG COST OF GENERAL GOVERNMENT | - | - | - | - | - |
| OTH OTHER DIRECT DEPARTMENTS | 2,372,697 | (57,691) | 65,489 | 74,213 | - |
| | <u>8,918,484</u> | <u>1,455,316</u> | <u>194,019</u> | <u>393,550</u> | <u>3,033</u> |

Commonwealth of Virginia
2017 Federal Statewide Indirect Cost Allocation Plan
Schedule A - 2017 Fixed Costs
(Source: Carryforward Sch B)

| AGENCY | DGS GEN'L PROCURE | HUMAN RESOURCES | EMPLOYEE RELATIONS | VRS |
|------------------------------------------------------------|-------------------------|--------------------|-----------------------|--------|
| 100 Senate | - | - | - | 259 |
| 101 House of Delegates | - | - | - | 924 |
| 103 Magistrate System | - | - | - | 2,873 |
| 107 Division of Legislative Services | - | - | - | 452 |
| 109 Division of Legislative Automated Systems | - | - | - | 126 |
| 110 Joint Legislative Audit/Review Commission | - | - | - | 201 |
| 111 Supreme Court | - | - | - | 1,206 |
| 112 Judicial Inquiry & Review Commission | - | - | - | 25 |
| 113 Circuit Courts | - | - | - | 1,049 |
| 114 General District Courts | - | - | - | 5,621 |
| 115 Juvenile & Domestic Relations District Courts | - | - | - | 4,271 |
| 116 Combined District Courts | - | - | - | 1,123 |
| 117 Virginia State Bar | 966 | - | - | 618 |
| 119 Lt. Governor | - | 181 | 14 | 20 |
| 121 Office of the Governor | - | 2,129 | 177 | 249 |
| 123 Department of Military Affairs | 19,701 | 21,566 | 1,795 | 1,906 |
| 125 Court of Appeals of Virginia | - | - | - | 462 |
| 127 Department of Emergency Management | 2,977 | 6,090 | 493 | 632 |
| 128 Virginia Veterans' Care Center | 20,536 | 16,265 | 1,347 | 1,610 |
| 132 Department of Elections | 545 | 1,399 | 113 | 140 |
| 140 Department of Criminal Justice Services | 4,982 | 6,361 | 526 | 650 |
| 141 Attorney General & Department of Law | (41) | 25,776 | 2,149 | 2,875 |
| 142 Virginia State Crime Commission | - | - | - | - |
| 146 The Science Museum of Virginia | 9,576 | 5,529 | 460 | 407 |
| 147 Office of the State Inspector General | 840 | 1,673 | 133 | 178 |
| 148 Virginia Commission for the Arts | 333 | 344 | 28 | 38 |
| 149 Administration of Health Insurance | - | - | - | - |
| 154 Department of Motor Vehicles | 29,089 | 122,833 | 10,176 | 12,533 |
| 155 Treasury Board | - | - | - | - |
| 156 Department of State Police | 33,724 | 166,758 | 13,793 | 18,337 |
| 157 Compensation Board | 366 | 801 | 67 | 89 |
| 160 Virginia Criminal Sentencing Commission | - | - | - | 60 |
| 161 Department of Taxation | 3,874 | 50,644 | 4,181 | 5,480 |
| 165 Department of Housing/Community Development | 2,954 | 6,132 | 511 | 649 |
| 166 Secretary of the Commonwealth | - | 1,307 | 109 | 83 |
| 171 State Corporation Commission | 17 | - | - | 4,051 |
| 172 Virginia Lottery | 10 | - | - | 1,879 |
| 174 Virginia College Savings Plan | - | - | - | 676 |
| 180 Secretary of Administration | 4,743 | 644 | 54 | 61 |
| 181 Department of Labor & Industry | 5,371 | 9,614 | 803 | 1,041 |
| 182 Virginia Employment Commission | 10,226 | 44,375 | 3,573 | 4,420 |
| 183 Secretary of Natural Resources | - | 281 | 24 | 32 |
| 184 Secretary of Technology | - | 181 | 14 | 20 |
| 185 Secretary of Education | - | 198 | 16 | 21 |
| 186 Secretary of Transportation | - | 402 | 34 | 45 |
| 187 Secretary of Public Safety | - | 565 | 48 | 65 |
| 188 Secretary of Health/Human Resources | - | 198 | 16 | 21 |
| 190 Secretary of Finance | - | 240 | 20 | 20 |
| 191 Virginia Workers' Compensation Commission | 1,294 | - | - | 1,769 |
| 192 Secretary of Commerce and Trade | - | 344 | 28 | 38 |
| 193 Secretary of Agriculture & Forestry | - | 223 | 18 | 25 |
| 197 Department of Education/Direct Aid to Public Education | - | - | - | - |
| 199 Department of Conservation & Recreation | 23,859 | 64,060 | 5,268 | 2,732 |
| 200 Office of Childrens Services | 536 | 1,120 | 98 | 134 |
| 201 Department of Education - Central Office Operations | 12,040 | 17,481 | 1,453 | 1,696 |

Commonwealth of Virginia
2017 Federal Statewide Indirect Cost Allocation Plan
Schedule A - 2017 Fixed Costs
(Source: Carryforward Sch B)

| AGENCY | DGS GEN'L PROCURE | HUMAN RESOURCES | EMPLOYEE RELATIONS | VRS |
|-------------------------------------------------------------|-------------------------|--------------------|-----------------------|--------|
| 203 Woodrow Wilson Rehab Center | (8,878) | 18,113 | 1,501 | 1,712 |
| 204 The College of William & Mary in Virginia | 33,269 | 129,455 | 10,816 | 13,007 |
| 207 University of Virginia - Academic Division | (34) | 383,371 | 31,707 | 41,981 |
| 208 VPI & State University | (6,718) | 389,821 | 32,275 | 36,668 |
| 209 University of Virginia - Medical Center | - | 426,255 | 35,720 | 47,454 |
| 211 Virginia Military Institute | 35,186 | 34,629 | 2,873 | 3,766 |
| 212 Virginia State University | 24,002 | 42,482 | 3,492 | 4,422 |
| 213 Norfolk State University | 25,345 | 57,904 | 4,794 | 5,603 |
| 214 Longwood University | 28,614 | 48,619 | 4,028 | 5,094 |
| 215 University of Mary Washington | 49,493 | 41,038 | 3,326 | 4,528 |
| 216 James Madison University | 172,117 | 198,147 | 16,521 | 19,960 |
| 217 Radford University | 81,100 | 92,081 | 7,727 | 8,783 |
| 218 Virginia School for the Deaf & Blind | 3,055 | 8,805 | 718 | 914 |
| 221 Old Dominion University | 13,947 | 166,375 | 13,809 | 16,114 |
| 222 Department of Professional and Occupational Reg. | 4,909 | 10,527 | 866 | 1,059 |
| 223 Department of Health Professions | 6,551 | 12,866 | 1,063 | 1,294 |
| 226 Board of Accountancy | 1,068 | 705 | 59 | 91 |
| 229 VPI & SU - Coop. Ext. & Ag Experiment Div. | - | 50,556 | 4,171 | 5,135 |
| 233 Virginia Board of Bar Examiners | - | - | - | - |
| 234 COOP Ext/Agricultural Research Service | - | 5,055 | 417 | 468 |
| 236 Virginia Commonwealth University | 419,922 | 379,238 | 31,454 | 39,424 |
| 238 Virginia Museum of Fine Arts | 4,576 | 20,319 | 1,683 | 1,275 |
| 239 Frontier Culture Museum of Virginia | 326 | 3,275 | 272 | 193 |
| 241 Richard Bland College | 7,119 | 8,151 | 682 | 788 |
| 242 Christopher Newport University | 66,444 | 69,799 | 5,798 | 6,593 |
| 246 University of Virginia's College at Wise | - | 21,205 | 1,765 | 2,145 |
| 247 George Mason University | 200,260 | 485,387 | 40,068 | 26,879 |
| 261 Virginia Community College System - System Office | 4,680 | 12,914 | 1,070 | 1,258 |
| 262 Department for Aging and Rehabilitative Services | 13,015 | 60,139 | 4,996 | 6,379 |
| 263 Virginia Rehab Center for the Blind and Vision Impaired | 120 | 1,544 | 127 | 105 |
| 268 Virginia Institute of Marine Science | - | 21,819 | 1,820 | 2,100 |
| 275 New River Community College | 19,073 | 9,502 | 782 | 844 |
| 276 Southside Virginia Community College | 10,682 | 14,217 | 1,168 | 1,305 |
| 277 Paul D Camp Community College | 5,822 | 6,243 | 508 | 369 |
| 278 Rappahannock Community College | 7,494 | 8,081 | 665 | 753 |
| 279 Danville Community College | 5,007 | 10,785 | 894 | 1,000 |
| 280 Northern Virginia Community College | 73,548 | 129,274 | 10,708 | 12,815 |
| 282 Piedmont Virginia Community College | 9,609 | 13,118 | 1,088 | 1,263 |
| 283 J Sargeant Reynolds Community College | 40,210 | 33,229 | 2,743 | 3,279 |
| 284 Eastern Shore Community College | 1,752 | 3,768 | 308 | 350 |
| 285 Patrick Henry Community College | 11,509 | 11,083 | 902 | 881 |
| 286 Virginia Western Community College | 4,485 | 16,787 | 1,382 | 1,800 |
| 287 Dabney S Lancaster Community College | (4,153) | 4,453 | 366 | 456 |
| 288 Wytheville Community College | 6,507 | 8,178 | 671 | 760 |
| 290 John Tyler Community College | 7,995 | 21,841 | 1,815 | 2,083 |
| 291 Blue Ridge Community College | 22,008 | 13,417 | 1,111 | 1,348 |
| 292 Central Virginia Community College | 5,459 | 13,044 | 1,085 | 1,049 |
| 293 Thomas Nelson Community College | 17,130 | 25,824 | 2,138 | 2,627 |
| 294 Southwest Virginia Community College | 6,392 | 9,294 | 752 | 751 |
| 295 Tidewater Community College | (24,552) | 85,793 | 7,133 | 6,839 |
| 296 Virginia Highlands Community College | 9,103 | 7,417 | 601 | 708 |
| 297 Germanna Community College | 12,730 | 21,801 | 1,844 | 1,716 |
| 298 Lord Fairfax Community College | 24,600 | 17,610 | 1,466 | 1,557 |
| 299 Mountain Empire Community College | 9,571 | 8,994 | 738 | 876 |
| 301 Department of Agriculture & Consumer Services | 25,425 | 30,323 | 2,520 | 3,003 |
| 310 Virginia Economic Development Partnership | 2,080 | 6,799 | 567 | 711 |

Commonwealth of Virginia
2017 Federal Statewide Indirect Cost Allocation Plan
Schedule A - 2017 Fixed Costs
(Source: Carryforward Sch B)

| AGENCY | DGS GEN'L PROCURE | HUMAN RESOURCES | EMPLOYEE RELATIONS | VRS |
|------------------------------------------------------------|-------------------------|--------------------|-----------------------|---------|
| 320 Virginia Tourism Authority | 2,652 | 8,519 | 723 | 500 |
| 350 Department of Small Business & Supplier Diversity | 43 | 1,964 | 161 | 215 |
| 402 Marine Resources Commission | 5,648 | 9,144 | 761 | 1,015 |
| 403 Department of Game & Inland Fisheries | 17,951 | 28,208 | 2,336 | 2,749 |
| 405 Virginia Racing Commission | 188 | (72) | (11) | 27 |
| 407 Virginia Port Authority | 1,261 | 11,673 | 1,001 | 1,299 |
| 409 Department of Mines, Minerals & Energy | 9,348 | 11,528 | 949 | 1,279 |
| 411 Department of Forestry | 9,611 | 14,413 | 1,192 | 1,495 |
| 413 Comm. Virginia Alcohol Safety Action Prog | 51 | - | - | 55 |
| 417 Gunston Hall | 443 | 584 | 48 | 32 |
| 423 Department of Historic Resources | 2,540 | 2,512 | 207 | 280 |
| 425 Jamestown-Yorktown Foundation | 4,784 | 11,882 | 973 | 813 |
| 440 Department of Environmental Quality | 9,928 | 51,678 | 4,302 | 5,354 |
| 454 Secretary of Veterans Affairs and Homeland Security | (15) | 236 | 18 | 29 |
| 501 Department of Transportation | 267,986 | 450,627 | 37,368 | 48,280 |
| 505 Department of Rail and Public Transportation | 2,062 | 2,751 | 227 | 300 |
| 506 Motor Vehicle Dealer Board | 223 | 1,731 | 145 | 175 |
| 530 Department of Motor Vehicles Transfer Payments | - | - | - | - |
| 601 Department of Health | 120,044 | 211,385 | 17,446 | 21,704 |
| 602 Department of Medical Assistance Services | 10,558 | 27,896 | 2,329 | 2,772 |
| 606 Virginia Board for People w/Disabilities | - | 357 | 29 | 30 |
| 701 Department of Corrections - Central Administration | 62,809 | 20,287 | 1,689 | 2,012 |
| 702 Department for the Blind and Vision Impaired | 6,877 | 5,053 | 260 | 1,807 |
| 703 Central State Hospital | - | 61,658 | 5,191 | 6,672 |
| 704 Eastern State Hospital | 22,000 | 48,646 | 4,020 | 5,282 |
| 705 Southwestern Virginia Mental Health Institute | 9,193 | 31,442 | 2,604 | 3,431 |
| 706 Western State Hospital | 13,953 | 40,524 | 3,341 | 4,160 |
| 707 Central Virginia Training Center | 4,575 | 55,767 | 4,519 | 5,925 |
| 708 Commonwealth Center for Children and Adolescents | - | 11,302 | 951 | 1,069 |
| 709 Powhatan Correctional Center | (159) | (15,817) | (1,511) | (2,043) |
| 711 Virginia Correctional Enterprises | 39,715 | 9,676 | 792 | 1,069 |
| 716 Virginia Correctional Center for Women | 4,081 | 20,537 | 1,739 | 2,291 |
| 718 Bland Correctional Center | 6,680 | 14,735 | 1,211 | 1,606 |
| 720 Department of Behavioral Health & Development Services | 4,572 | 23,032 | 1,939 | 2,553 |
| 721 Powhatan Reception/Classification Center | - | (5,231) | (500) | (684) |
| 723 Southeastern Virginia Training Center | 10,563 | 20,220 | 1,666 | 2,050 |
| 724 Catawba Hospital | 10,108 | 16,500 | 1,372 | 1,770 |
| 725 Northern Virginia Training Center | 5,857 | 13,578 | 1,048 | 1,380 |
| 726 Southside Virginia Training Center | 10,412 | (36,283) | (3,467) | (4,650) |
| 728 Northern Virginia Mental Health Institute | 10,320 | 17,950 | 1,487 | 1,957 |
| 729 Piedmont Geriatric Hospital | 7,848 | 22,562 | 1,867 | 2,521 |
| 733 Sussex I State Prison | 2,791 | 21,051 | 1,730 | 2,301 |
| 734 Sussex II State Prison | 2,755 | 18,510 | 1,516 | 2,019 |
| 735 Wallen's Ridge State Prison | 3,557 | 27,494 | 2,278 | 3,044 |
| 737 St Brides Correctional Center | 4,816 | 16,887 | 1,399 | 1,861 |
| 738 Southwestern Virginia Training Center | 2,725 | 21,332 | 1,732 | 2,288 |
| 739 Southern Virginia Mental Health Institute | 6,917 | 12,473 | 1,042 | 1,376 |
| 741 Red Onion State Prison | 7,597 | 26,886 | 2,220 | 2,918 |
| 742 Corrections-Employee Relations & Training | 4,973 | 8,589 | 716 | 712 |
| 743 Fluvanna Correctional Center for Women | 4,958 | 18,967 | 1,569 | 2,092 |
| 745 Nottoway Correctional Center | 5,167 | 22,893 | 1,873 | 2,509 |
| 747 Marion Correction Treatment Center | 5,850 | 13,309 | 1,101 | 1,461 |
| 748 Hiram W Davis Medical Center | - | 10,025 | 826 | 1,043 |
| 749 Buckingham Correctional Center | 4,331 | 23,152 | 1,909 | 2,526 |
| 751 Department for the Deaf & Hard of Hearing | 22 | 542 | 44 | 49 |
| 752 Deep Meadow Correctional Center | 21 | 40,018 | 3,391 | 4,511 |

Commonwealth of Virginia
2017 Federal Statewide Indirect Cost Allocation Plan
Schedule A - 2017 Fixed Costs
(Source: Carryforward Sch B)

| AGENCY | DGS GEN'L PROCURE | HUMAN RESOURCES | EMPLOYEE RELATIONS | VRS |
|-------------------------------------------------------------|-------------------------|--------------------|-----------------------|------------------|
| 753 Deerfield Correctional Center | 6,930 | 26,481 | 2,190 | 2,882 |
| 754 Augusta Correctional Center | 3,591 | 17,483 | 1,431 | 1,912 |
| 756 Corrections - Division of Institutions | 13,223 | 35,949 | 2,989 | 3,618 |
| 757 Western Region Correctional Field Units | - | 6,296 | 494 | 621 |
| 761 Baskerville Correctional Center | - | 7,592 | 621 | 834 |
| 765 Department of Social Services | 30,070 | 107,197 | 8,914 | 11,672 |
| 766 Virginia Parole Board | - | 1,066 | 89 | 87 |
| 767 Division of Community Corrections | - | 77,295 | 6,375 | 8,208 |
| 768 Keen Mountain Correctional Center | 4,824 | 18,623 | 1,545 | 2,044 |
| 769 Greensville Correctional Center | 5,548 | 48,424 | 3,985 | 5,401 |
| 770 Dillwyn Correctional Center | 6,735 | 19,789 | 1,628 | 2,165 |
| 771 Indian Creek Correctional Center | 5,841 | 13,679 | 1,126 | 1,506 |
| 772 Haynesville Correctional Center | 5,622 | 21,757 | 1,789 | 2,342 |
| 773 Coffeewood Correctional Center | 3,031 | 17,369 | 1,446 | 1,937 |
| 774 Lunenburg Correctional Center | 3,533 | 15,808 | 1,303 | 1,689 |
| 775 Pocahontas State Correctional Center | 3,627 | 16,048 | 1,323 | 1,782 |
| 776 Green Rock Correctional Center | 5,089 | 16,501 | 1,365 | 1,821 |
| 777 Department of Juvenile Justice | 23,010 | 87,900 | 7,088 | 9,320 |
| 778 Department of Forensic Science | 16,928 | 15,684 | 1,291 | 1,711 |
| 785 River North Correctional Center | 8,075 | 26,552 | 2,304 | 3,114 |
| 786 Culpepper Correctional Facility for Women | 1,526 | - | - | - |
| 794 Virginia Center for Behavioral Rehabilitation | 6,916 | 34,967 | 2,938 | 3,905 |
| 799 Department of Corrections - Central Activities | - | - | - | - |
| 841 Department of Aviation | 3,668 | 2,067 | 171 | 215 |
| 844 Joint Commission on Health Care | - | - | - | - |
| 848 Indigent Defense Commission | 8,806 | - | - | 3,531 |
| 851 Tobacco Indemnification & Revitalization Commission | - | 722 | 61 | 81 |
| 852 Virginia Foundation for Healthy Youth | - | 842 | 71 | 94 |
| 859 Virginia Sesquicentennial American Civil War Commission | - | - | - | - |
| 885 Institute for Advanced Learning & Research | - | - | - | - |
| 912 Department of Veterans Services | 11,277 | 7,936 | 658 | 899 |
| 922 Sitter-Barfoot Veterans Care Center | 7,455 | 15,444 | 1,280 | 1,647 |
| 934 Innovation & Entrepreneurship Investment Authority | (12) | - | - | - |
| 935 Roanoke Higher Education Authority | - | - | - | - |
| 936 Jefferson Science Associates, LLC | - | - | - | - |
| 937 Southern Virginia Higher Education Center | 794 | 2,515 | 211 | 242 |
| 938 New College Institute | 111 | 1,009 | 87 | 85 |
| 942 Virginia Museum of Natural History | 2,415 | 2,626 | 216 | 240 |
| 948 Southwest Virginia Higher Education Center | - | 1,988 | 165 | 162 |
| 957 Commonwealth Attorneys' Services Council | 282 | 465 | 38 | 39 |
| 960 Department of Fire Programs | 3,788 | 6,919 | 577 | 460 |
| 999 Department of Alcoholic Beverage Control | 5,543 | 142,807 | 11,876 | 7,026 |
| COC COST OF GENERAL GOVERNMENT | 24,963,715 | 6,966,616 | 216,214 | 477,117 |
| OTH OTHER DIRECT DEPARTMENTS | 21,043 | (3,177) | (306) | (547) |
| | <u>27,611,686</u> | <u>13,593,704</u> | <u>764,433</u> | <u>1,157,380</u> |

Commonwealth of Virginia
2017 Federal Statewide Indirect Cost Allocation Plan
Schedule A - 2017 Fixed Costs
(Source: Carryforward Sch B)

| AGENCY | DPB | DOA AUDIT/ ACCTS | DOA FINANCIAL SYSTEMS | TREASURY |
|------------------------------------------------------------|---------|------------------------|-----------------------------|----------|
| 100 Senate | 3,299 | 3,701 | 1,100 | 1,046 |
| 101 House of Delegates | 2,373 | 5,152 | 1,387 | 1,045 |
| 103 Magistrate System | 2,010 | 15,558 | 5,498 | 14,006 |
| 107 Division of Legislative Services | 3,661 | 1,385 | 375 | 265 |
| 109 Division of Legislative Automated Systems | 3,016 | 1,090 | 342 | 382 |
| 110 Joint Legislative Audit/Review Commission | 1,626 | 1,248 | 363 | 373 |
| 111 Supreme Court | 13,172 | 27,721 | 8,557 | 22,198 |
| 112 Judicial Inquiry & Review Commission | 1,084 | 290 | 66 | 156 |
| 113 Circuit Courts | 6,784 | 203,267 | 62,624 | 155,692 |
| 114 General District Courts | 5,935 | 208,504 | 52,593 | 130,720 |
| 115 Juvenile & Domestic Relations District Courts | 2,746 | 205,362 | 45,569 | 112,266 |
| 116 Combined District Courts | 7,223 | 84,649 | 23,065 | 58,031 |
| 117 Virginia State Bar | 4,960 | 25,388 | 9,731 | 24,796 |
| 119 Lt. Governor | 1,650 | 475 | 151 | 202 |
| 121 Office of the Governor | 9,536 | 2,602 | 725 | 828 |
| 123 Department of Military Affairs | 30,627 | 35,646 | 9,051 | 17,475 |
| 125 Court of Appeals of Virginia | 1,084 | 2,191 | 445 | 1,042 |
| 127 Department of Emergency Management | 10,958 | 19,424 | 3,808 | 11,103 |
| 128 Virginia Veterans' Care Center | 2,167 | 11,022 | 3,002 | 6,755 |
| 132 Department of Elections | 11,859 | 5,605 | 1,824 | 2,497 |
| 140 Department of Criminal Justice Services | 16,639 | 74,243 | 29,171 | 71,386 |
| 141 Attorney General & Department of Law | 14,243 | 20,431 | 6,083 | 11,028 |
| 142 Virginia State Crime Commission | 1,162 | 520 | 146 | 145 |
| 146 The Science Museum of Virginia | 6,814 | 10,590 | 3,324 | 5,699 |
| 147 Office of the State Inspector General | (2,667) | 2,767 | 839 | 666 |
| 148 Virginia Commission for the Arts | 11,390 | 4,624 | 1,259 | 819 |
| 149 Administration of Health Insurance | 2,606 | 18,039 | 6,967 | 12,167 |
| 154 Department of Motor Vehicles | 52,305 | 1,127,800 | 318,963 | 794,413 |
| 155 Treasury Board | 7,682 | 363 | 68 | 112 |
| 156 Department of State Police | 34,781 | 65,098 | 17,765 | 26,213 |
| 157 Compensation Board | 13,804 | 117,415 | 25,399 | 64,211 |
| 160 Virginia Criminal Sentencing Commission | 1,807 | 634 | 140 | 325 |
| 161 Department of Taxation | 34,835 | 161,093 | 37,140 | 70,863 |
| 165 Department of Housing/Community Development | 37,532 | 16,106 | 4,397 | 9,986 |
| 166 Secretary of the Commonwealth | 4,870 | 3,359 | 1,573 | 3,149 |
| 171 State Corporation Commission | 42,486 | 53,530 | 10,837 | 27,319 |
| 172 Virginia Lottery | (819) | 10,644 | 3,862 | 9,163 |
| 174 Virginia College Savings Plan | 6,965 | 29,513 | (648) | 5,800 |
| 180 Secretary of Administration | 3,504 | 1,095 | 334 | 385 |
| 181 Department of Labor & Industry | 7,489 | 24,158 | 6,298 | 9,666 |
| 182 Virginia Employment Commission | 17,174 | 393,096 | 118,914 | 26,783 |
| 183 Secretary of Natural Resources | 3,661 | 547 | 163 | 195 |
| 184 Secretary of Technology | 3,504 | 642 | 211 | 212 |
| 185 Secretary of Education | 4,792 | 611 | 174 | 188 |
| 186 Secretary of Transportation | 1,650 | 788 | 243 | 226 |
| 187 Secretary of Public Safety | 4,227 | 970 | 340 | 388 |
| 188 Secretary of Health/Human Resources | 1,601 | 386 | 113 | 197 |
| 190 Secretary of Finance | 2,938 | 436 | 141 | 198 |
| 191 Virginia Workers' Compensation Commission | 3,908 | 32,032 | 11,903 | 29,263 |
| 192 Secretary of Commerce and Trade | 22,483 | 2,145 | 650 | 484 |
| 193 Secretary of Agriculture & Forestry | 2,938 | 720 | 201 | 175 |
| 197 Department of Education/Direct Aid to Public Education | 26,841 | 86,679 | 15,198 | 39,430 |
| 199 Department of Conservation & Recreation | 57,037 | 148,084 | 44,844 | 100,802 |
| 200 Office of Childrens Services | 1,837 | 2,008 | 489 | 1,008 |
| 201 Department of Education - Central Office Operations | 31,236 | 40,565 | 11,566 | 16,092 |

Commonwealth of Virginia
2017 Federal Statewide Indirect Cost Allocation Plan
Schedule A - 2017 Fixed Costs
(Source: Carryforward Sch B)

| AGENCY | DPB | DOA AUDIT/ ACCTS | DOA FINANCIAL SYSTEMS | TREASURY |
|-------------------------------------------------------------|--------|------------------------|-----------------------------|----------|
| 203 Woodrow Wilson Rehab Center | 11,376 | 10,352 | 1,373 | 3,486 |
| 204 The College of William & Mary in Virginia | 46,376 | 23,628 | 7,122 | 6,941 |
| 207 University of Virginia - Academic Division | 59,240 | 20,073 | 6,686 | 1,502 |
| 208 VPI & State University | 51,288 | 18,198 | 7,197 | 273 |
| 209 University of Virginia - Medical Center | 1,445 | 9,574 | 2,053 | 4,564 |
| 211 Virginia Military Institute | 31,909 | 32,062 | 6,638 | 9,813 |
| 212 Virginia State University | 54,845 | 42,065 | 8,915 | 19,387 |
| 213 Norfolk State University | 45,189 | 54,780 | 13,444 | 22,028 |
| 214 Longwood University | 38,838 | 43,143 | 9,868 | 15,785 |
| 215 University of Mary Washington | 64,078 | 32,678 | 8,800 | 12,433 |
| 216 James Madison University | 70,285 | 59,951 | 10,936 | 14,211 |
| 217 Radford University | 22,882 | 78,835 | 17,666 | 22,058 |
| 218 Virginia School for the Deaf & Blind | 13,340 | 8,729 | 2,708 | 3,535 |
| 221 Old Dominion University | 41,469 | 29,441 | 5,685 | 4,223 |
| 222 Department of Professional and Occupational Reg. | 5,762 | 24,072 | 7,112 | 9,298 |
| 223 Department of Health Professions | 7,429 | 17,681 | 3,422 | 5,897 |
| 226 Board of Accountancy | 156 | 1,698 | 525 | 737 |
| 229 VPI & SU - Coop. Ext. & Ag Experiment Div. | 22,165 | 3,040 | 1,206 | (2) |
| 233 Virginia Board of Bar Examiners | (409) | 1,518 | 402 | 268 |
| 234 COOP Ext/Agricultural Research Service | 9,030 | 4,562 | 1,092 | 2,469 |
| 236 Virginia Commonwealth University | 55,230 | 14,474 | 4,860 | 356 |
| 238 Virginia Museum of Fine Arts | 9,643 | 13,343 | 3,658 | 4,956 |
| 239 Frontier Culture Museum of Virginia | 9,896 | 4,771 | 1,718 | 2,810 |
| 241 Richard Bland College | 32,662 | 7,516 | 2,426 | 4,861 |
| 242 Christopher Newport University | 43,161 | 55,641 | 11,873 | 17,936 |
| 246 University of Virginia's College at Wise | 39,965 | 6,739 | 2,467 | 23 |
| 247 George Mason University | 36,412 | 108,812 | (8,615) | 15,019 |
| 261 Virginia Community College System - System Office | 72,416 | 17,925 | 3,198 | 5,368 |
| 262 Department for Aging and Rehabilitative Services | 12,690 | 433,361 | 80,768 | 183,221 |
| 263 Virginia Rehab Center for the Blind and Vision Impaired | 2,686 | 1,611 | 463 | 922 |
| 268 Virginia Institute of Marine Science | 32,628 | 7,230 | 2,289 | 1,329 |
| 275 New River Community College | - | 29,103 | 6,059 | 8,554 |
| 276 Southside Virginia Community College | - | 30,418 | 6,037 | 6,264 |
| 277 Paul D Camp Community College | - | 17,730 | 4,638 | 5,502 |
| 278 Rappahannock Community College | - | 14,870 | 2,793 | 5,263 |
| 279 Danville Community College | - | 20,633 | 4,331 | 5,052 |
| 280 Northern Virginia Community College | - | 220,093 | 51,135 | 51,907 |
| 282 Piedmont Virginia Community College | - | 18,365 | 3,738 | 5,646 |
| 283 J Sargeant Reynolds Community College | - | 54,690 | 8,639 | 8,397 |
| 284 Eastern Shore Community College | - | 10,478 | 2,523 | 4,094 |
| 285 Patrick Henry Community College | - | 24,502 | 4,945 | 5,941 |
| 286 Virginia Western Community College | - | 22,752 | 4,415 | 5,450 |
| 287 Dabney S Lancaster Community College | - | 12,622 | 2,829 | 3,636 |
| 288 Wytheville Community College | - | 11,121 | 1,983 | 3,949 |
| 290 John Tyler Community College | - | 19,589 | 3,447 | 7,684 |
| 291 Blue Ridge Community College | - | 29,370 | 6,253 | 6,988 |
| 292 Central Virginia Community College | - | 23,435 | 4,902 | 7,994 |
| 293 Thomas Nelson Community College | - | 43,288 | 6,949 | 11,164 |
| 294 Southwest Virginia Community College | - | 19,047 | 4,326 | 7,604 |
| 295 Tidewater Community College | - | 45,418 | (1,199) | (6,794) |
| 296 Virginia Highlands Community College | - | 16,812 | 3,833 | 6,285 |
| 297 Germanna Community College | - | 30,262 | 5,438 | 5,875 |
| 298 Lord Fairfax Community College | - | 45,803 | 10,454 | 10,148 |
| 299 Mountain Empire Community College | - | 23,832 | 5,286 | 5,650 |
| 301 Department of Agriculture & Consumer Services | 80,074 | 59,490 | 19,634 | 43,451 |
| 310 Virginia Economic Development Partnership | 3,299 | 54 | 16 | 5 |

Commonwealth of Virginia
2017 Federal Statewide Indirect Cost Allocation Plan
Schedule A - 2017 Fixed Costs
(Source: Carryforward Sch B)

| AGENCY | DPB | DOA AUDIT/ ACCTS | DOA FINANCIAL SYSTEMS | TREASURY |
|------------------------------------------------------------|---------|------------------------|-----------------------------|----------|
| 320 Virginia Tourism Authority | 2,576 | 46 | 10 | - |
| 350 Department of Small Business & Supplier Diversity | 5,762 | 3,299 | 1,026 | 1,948 |
| 402 Marine Resources Commission | 23,826 | 14,368 | 3,599 | 3,163 |
| 403 Department of Game & Inland Fisheries | 47,243 | 95,173 | (35,603) | 38,262 |
| 405 Virginia Racing Commission | 2,889 | 1,045 | 212 | 223 |
| 407 Virginia Port Authority | 20,058 | 5,486 | 742 | 195 |
| 409 Department of Mines, Minerals & Energy | 26,072 | 17,568 | 3,819 | 10,174 |
| 411 Department of Forestry | 37,743 | 24,452 | 6,034 | 4,843 |
| 413 Comm. Virginia Alcohol Safety Action Prog | 4,100 | 1,373 | 358 | 730 |
| 417 Gunston Hall | 4,485 | 875 | 314 | 455 |
| 423 Department of Historic Resources | 10,035 | 7,275 | 1,945 | 2,952 |
| 425 Jamestown-Yorktown Foundation | 10,154 | 11,318 | 3,781 | 8,595 |
| 440 Department of Environmental Quality | 90,367 | 66,888 | 24,819 | 52,266 |
| 454 Secretary of Veterans Affairs and Homeland Security | 4,949 | 1,100 | 256 | 269 |
| 501 Department of Transportation | 87,098 | 711,443 | 131,082 | 93,518 |
| 505 Department of Rail and Public Transportation | 22,236 | 18,639 | 5,180 | 5,544 |
| 506 Motor Vehicle Dealer Board | 675 | 2,678 | 701 | 1,446 |
| 530 Department of Motor Vehicles Transfer Payments | 5,369 | 3,795 | 1,127 | 1,081 |
| 601 Department of Health | 107,613 | 735,121 | 174,055 | 258,784 |
| 602 Department of Medical Assistance Services | 47,254 | 139,482 | 38,752 | 17,876 |
| 606 Virginia Board for People w/Disabilities | 2,450 | 1,241 | 151 | 452 |
| 701 Department of Corrections - Central Administration | - | 18,707 | 5,168 | 6,077 |
| 702 Department for the Blind and Vision Impaired | 25,325 | 94,033 | 25,489 | 21,903 |
| 703 Central State Hospital | - | 15,175 | 5,682 | 9,399 |
| 704 Eastern State Hospital | - | 21,601 | 5,372 | 11,428 |
| 705 Southwestern Virginia Mental Health Institute | - | 14,186 | 4,291 | 8,431 |
| 706 Western State Hospital | - | 14,242 | 4,320 | 8,167 |
| 707 Central Virginia Training Center | - | 15,211 | 3,411 | 8,261 |
| 708 Commonwealth Center for Children and Adolescents | - | 3,662 | 1,311 | 2,148 |
| 709 Powhatan Correctional Center | - | 3,387 | 724 | 1,057 |
| 711 Virginia Correctional Enterprises | - | 18,170 | 3,871 | 9,173 |
| 716 Virginia Correctional Center for Women | - | 8,010 | 2,886 | 3,462 |
| 718 Bland Correctional Center | - | 4,937 | 1,444 | 1,455 |
| 720 Department of Behavioral Health & Development Services | 28,322 | 50,876 | 11,595 | 25,553 |
| 721 Powhatan Reception/Classification Center | - | 1,559 | 447 | 592 |
| 723 Southeastern Virginia Training Center | - | 9,557 | 1,885 | 2,762 |
| 724 Catawba Hospital | - | 11,144 | 3,173 | 5,826 |
| 725 Northern Virginia Training Center | - | 6,806 | 1,783 | 4,248 |
| 726 Southside Virginia Training Center | - | (3,748) | (4,776) | (5,483) |
| 728 Northern Virginia Mental Health Institute | - | 9,990 | 2,809 | 6,587 |
| 729 Piedmont Geriatric Hospital | - | 10,844 | 3,030 | 6,243 |
| 733 Sussex I State Prison | - | 3,556 | 986 | 1,198 |
| 734 Sussex II State Prison | - | 3,725 | 1,157 | 1,437 |
| 735 Wallen's Ridge State Prison | - | 4,965 | 1,308 | 1,423 |
| 737 St Brides Correctional Center | - | 4,202 | 1,291 | 1,394 |
| 738 Southwestern Virginia Training Center | - | 7,618 | 2,221 | 4,858 |
| 739 Southern Virginia Mental Health Institute | - | 5,358 | 1,652 | 3,834 |
| 741 Red Onion State Prison | - | 5,311 | 1,473 | 1,613 |
| 742 Corrections-Employee Relations & Training | - | 6,035 | 1,734 | 2,083 |
| 743 Fluvanna Correctional Center for Women | - | 3,691 | 1,052 | 1,351 |
| 745 Nottoway Correctional Center | - | 6,038 | 1,756 | 2,160 |
| 747 Marion Correction Treatment Center | - | 4,104 | 1,180 | 1,401 |
| 748 Hiram W Davis Medical Center | - | 6,317 | 1,967 | 4,093 |
| 749 Buckingham Correctional Center | - | 6,323 | 1,888 | 2,877 |
| 751 Department for the Deaf & Hard of Hearing | 6,133 | 2,441 | 741 | 1,611 |
| 752 Deep Meadow Correctional Center | - | 5,751 | 1,743 | 2,236 |

Commonwealth of Virginia
2017 Federal Statewide Indirect Cost Allocation Plan
Schedule A - 2017 Fixed Costs
(Source: Carryforward Sch B)

| AGENCY | DPB | DOA AUDIT/ ACCTS | DOA FINANCIAL SYSTEMS | TREASURY |
|-------------------------------------------------------------|------------------|------------------------|-----------------------------|-------------------|
| 753 Deerfield Correctional Center | - | 6,491 | 1,771 | 2,523 |
| 754 Augusta Correctional Center | - | 5,442 | 1,547 | 1,584 |
| 756 Corrections - Division of Institutions | - | 36,459 | 9,666 | 11,972 |
| 757 Western Region Correctional Field Units | - | 5,482 | 1,595 | 2,390 |
| 761 Baskerville Correctional Center | - | 2,856 | 852 | 1,115 |
| 765 Department of Social Services | 42,414 | 196,175 | (1,677) | 29,642 |
| 766 Virginia Parole Board | 4,021 | 626 | 224 | 442 |
| 767 Division of Community Corrections | - | 33,310 | 9,912 | 15,817 |
| 768 Keen Mountain Correctional Center | - | 3,992 | 1,144 | 1,318 |
| 769 Greensville Correctional Center | - | 7,303 | 2,267 | 2,721 |
| 770 Dillwyn Correctional Center | - | 6,906 | 1,940 | 2,323 |
| 771 Indian Creek Correctional Center | - | 3,343 | 969 | 1,240 |
| 772 Haynesville Correctional Center | - | 6,584 | 1,890 | 2,503 |
| 773 Coffeewood Correctional Center | - | 3,901 | 1,136 | 1,443 |
| 774 Lunenburg Correctional Center | - | 4,337 | 1,340 | 1,656 |
| 775 Pocahontas State Correctional Center | - | 4,619 | 1,516 | 1,730 |
| 776 Green Rock Correctional Center | - | 4,024 | 1,198 | 1,344 |
| 777 Department of Juvenile Justice | 14,616 | 35,946 | 5,338 | 13,120 |
| 778 Department of Forensic Science | 7,012 | 26,747 | 6,333 | 5,671 |
| 785 River North Correctional Center | - | 6,691 | 2,649 | 2,652 |
| 786 Culpepper Correctional Facility for Women | - | 1,876 | 984 | 1,138 |
| 794 Virginia Center for Behavioral Rehabilitation | 12,991 | 12,494 | 3,506 | 4,830 |
| 799 Department of Corrections - Central Activities | 5,455 | 4,940 | 669 | 487 |
| 841 Department of Aviation | 8,330 | 4,401 | 950 | 1,956 |
| 844 Joint Commission on Health Care | 2,293 | 637 | 186 | 193 |
| 848 Indigent Defense Commission | 3,095 | 16,789 | 4,527 | 4,627 |
| 851 Tobacco Indemnification & Revitalization Commission | 313 | 1,139 | (115) | 116 |
| 852 Virginia Foundation for Healthy Youth | 236 | 2,029 | 435 | 1,037 |
| 859 Virginia Sesquicentennial American Civil War Commission | 5,153 | 568 | 150 | 149 |
| 885 Institute for Advanced Learning & Research | 1,650 | 51 | 16 | 5 |
| 912 Department of Veterans Services | 22,513 | 13,546 | 3,615 | 7,547 |
| 922 Sitter-Barfoot Veterans Care Center | 1,084 | 9,327 | 2,739 | 6,454 |
| 934 Innovation & Entrepreneurship Investment Authority | 6,081 | 106 | 27 | 3 |
| 935 Roanoke Higher Education Authority | 4,123 | 86 | 30 | 7 |
| 936 Jefferson Science Associates, LLC | 1,650 | 72 | 22 | 6 |
| 937 Southern Virginia Higher Education Center | 6,550 | 5,355 | 2,188 | 3,199 |
| 938 New College Institute | 5,153 | 984 | 362 | 516 |
| 942 Virginia Museum of Natural History | 9,306 | 5,264 | 1,779 | 2,695 |
| 948 Southwest Virginia Higher Education Center | 5,207 | 550 | 191 | 13 |
| 957 Commonwealth Attorneys' Services Council | 3,046 | 1,868 | 559 | 392 |
| 960 Department of Fire Programs | 10,239 | 19,862 | 5,630 | 5,883 |
| 999 Department of Alcoholic Beverage Control | 9,800 | 178,923 | 62,574 | 142,153 |
| COC COST OF GENERAL GOVERNMENT | - | 5,670,496 | - | 14,454,208 |
| OTH OTHER DIRECT DEPARTMENTS | 86,516 | 16,729 | 4,146 | 12,088 |
| | <u>2,538,061</u> | <u>13,979,066</u> | <u>1,925,906</u> | <u>17,947,992</u> |

Commonwealth of Virginia
2017 Federal Statewide Indirect Cost Allocation Plan
Schedule A - 2017 Fixed Costs
(Source: Carryforward Sch B)

| AGENCY | SCHEV | CAPITOL POLICE | CAPITOL POLICE DIRECT BILLED | LIBRARY CENTRAL RECORDS |
|------------------------------------------------------------|-------|-------------------|------------------------------------|-------------------------------|
| 100 Senate | - | 417,281 | - | - |
| 101 House of Delegates | - | 786,889 | 1,030 | - |
| 103 Magistrate System | - | - | - | - |
| 107 Division of Legislative Services | - | 154,931 | - | - |
| 109 Division of Legislative Automated Systems | - | 49,282 | - | - |
| 110 Joint Legislative Audit/Review Commission | - | 54,513 | - | - |
| 111 Supreme Court | - | 807,715 | - | (1,457) |
| 112 Judicial Inquiry & Review Commission | - | 17,865 | - | 236 |
| 113 Circuit Courts | - | - | - | - |
| 114 General District Courts | - | - | - | - |
| 115 Juvenile & Domestic Relations District Courts | - | - | - | - |
| 116 Combined District Courts | - | - | - | - |
| 117 Virginia State Bar | - | - | - | - |
| 119 Lt. Governor | - | 3,918 | - | - |
| 121 Office of the Governor | - | 507,418 | - | - |
| 123 Department of Military Affairs | - | - | - | - |
| 125 Court of Appeals of Virginia | - | 58,479 | - | - |
| 127 Department of Emergency Management | - | - | - | - |
| 128 Virginia Veterans' Care Center | - | - | - | - |
| 132 Department of Elections | - | 10,816 | - | - |
| 140 Department of Criminal Justice Services | - | 28,182 | - | - |
| 141 Attorney General & Department of Law | - | 715,096 | - | (4,078) |
| 142 Virginia State Crime Commission | - | 9,833 | - | - |
| 146 The Science Museum of Virginia | - | 163,931 | (11,230) | - |
| 147 Office of the State Inspector General | - | 10,297 | - | - |
| 148 Virginia Commission for the Arts | - | 1,237 | - | - |
| 149 Administration of Health Insurance | - | - | - | - |
| 154 Department of Motor Vehicles | - | - | - | (292) |
| 155 Treasury Board | - | - | - | - |
| 156 Department of State Police | - | 1,098 | - | - |
| 157 Compensation Board | - | 7,966 | - | - |
| 160 Virginia Criminal Sentencing Commission | - | 17,865 | - | - |
| 161 Department of Taxation | - | 139,825 | - | - |
| 165 Department of Housing/Community Development | - | 31,764 | - | - |
| 166 Secretary of the Commonwealth | - | - | - | 4,066 |
| 171 State Corporation Commission | - | 214,098 | (97,904) | (112) |
| 172 Virginia Lottery | - | 329,306 | - | (2,621) |
| 174 Virginia College Savings Plan | - | - | - | - |
| 180 Secretary of Administration | - | - | - | - |
| 181 Department of Labor & Industry | - | 20,317 | - | 2,828 |
| 182 Virginia Employment Commission | - | 80,312 | - | - |
| 183 Secretary of Natural Resources | - | - | - | - |
| 184 Secretary of Technology | - | - | - | - |
| 185 Secretary of Education | - | - | - | 1,882 |
| 186 Secretary of Transportation | - | - | - | - |
| 187 Secretary of Public Safety | - | - | - | 2,594 |
| 188 Secretary of Health/Human Resources | - | - | - | - |
| 190 Secretary of Finance | - | - | - | - |
| 191 Virginia Workers' Compensation Commission | - | 90,228 | - | - |
| 192 Secretary of Commerce and Trade | - | - | - | 2,594 |
| 193 Secretary of Agriculture & Forestry | - | - | - | 2,240 |
| 197 Department of Education/Direct Aid to Public Education | - | - | - | - |
| 199 Department of Conservation & Recreation | - | 23,919 | - | (4,078) |
| 200 Office of Childrens Services | - | - | - | - |
| 201 Department of Education - Central Office Operations | - | 97,170 | - | - |

Commonwealth of Virginia
2017 Federal Statewide Indirect Cost Allocation Plan
Schedule A - 2017 Fixed Costs
(Source: Carryforward Sch B)

| AGENCY | SCHEV | CAPITOL POLICE | CAPITOL POLICE DIRECT BILLED | LIBRARY CENTRAL RECORDS |
|-------------------------------------------------------------|---------|-------------------|------------------------------------|-------------------------------|
| 203 Woodrow Wilson Rehab Center | - | - | - | - |
| 204 The College of William & Mary in Virginia | 170,124 | - | - | - |
| 207 University of Virginia - Academic Division | 543,001 | - | - | - |
| 208 VPI & State University | 560,732 | - | - | - |
| 209 University of Virginia - Medical Center | 688,844 | - | - | 352 |
| 211 Virginia Military Institute | 62,655 | - | - | - |
| 212 Virginia State University | 91,449 | - | - | - |
| 213 Norfolk State University | 87,585 | - | - | - |
| 214 Longwood University | 69,954 | - | - | - |
| 215 University of Mary Washington | 85,904 | - | - | - |
| 216 James Madison University | 310,426 | - | - | - |
| 217 Radford University | 138,909 | - | - | - |
| 218 Virginia School for the Deaf & Blind | - | - | - | - |
| 221 Old Dominion University | 210,359 | - | - | - |
| 222 Department of Professional and Occupational Reg. | - | - | - | 1,708 |
| 223 Department of Health Professions | - | - | - | 3,652 |
| 226 Board of Accountancy | - | - | - | - |
| 229 VPI & SU - Coop. Ext. & Ag Experiment Div. | - | - | - | - |
| 233 Virginia Board of Bar Examiners | - | - | - | - |
| 234 COOP Ext/Agricultural Research Service | - | - | - | - |
| 236 Virginia Commonwealth University | 494,168 | - | - | - |
| 238 Virginia Museum of Fine Arts | - | - | - | (874) |
| 239 Frontier Culture Museum of Virginia | - | - | - | - |
| 241 Richard Bland College | 11,938 | - | - | - |
| 242 Christopher Newport University | 81,473 | - | - | - |
| 246 University of Virginia's College at Wise | 22,581 | - | - | - |
| 247 George Mason University | 459,370 | - | - | - |
| 261 Virginia Community College System - System Office | 36,164 | (43,523) | - | - |
| 262 Department for Aging and Rehabilitative Services | - | - | - | 942 |
| 263 Virginia Rehab Center for the Blind and Vision Impaired | - | - | - | - |
| 268 Virginia Institute of Marine Science | 22,769 | - | - | - |
| 275 New River Community College | 17,515 | - | - | - |
| 276 Southside Virginia Community College | 17,020 | - | - | - |
| 277 Paul D Camp Community College | 6,033 | - | - | - |
| 278 Rappahannock Community College | 8,515 | - | - | - |
| 279 Danville Community College | 15,480 | - | - | - |
| 280 Northern Virginia Community College | 236,876 | - | - | - |
| 282 Piedmont Virginia Community College | 15,437 | - | - | - |
| 283 J Sargeant Reynolds Community College | 45,239 | - | - | - |
| 284 Eastern Shore Community College | 3,184 | - | - | - |
| 285 Patrick Henry Community College | 12,865 | - | - | - |
| 286 Virginia Western Community College | 27,090 | - | - | - |
| 287 Dabney S Lancaster Community College | 5,560 | - | - | - |
| 288 Wytheville Community College | 10,924 | - | - | - |
| 290 John Tyler Community College | 40,676 | - | - | - |
| 291 Blue Ridge Community College | 19,082 | - | - | - |
| 292 Central Virginia Community College | 12,715 | - | - | - |
| 293 Thomas Nelson Community College | 43,211 | - | - | - |
| 294 Southwest Virginia Community College | 12,065 | - | - | - |
| 295 Tidewater Community College | 122,215 | - | - | - |
| 296 Virginia Highlands Community College | 9,561 | - | - | - |
| 297 Germanna Community College | 19,266 | - | - | - |
| 298 Lord Fairfax Community College | 22,963 | - | - | - |
| 299 Mountain Empire Community College | 9,335 | - | - | - |
| 301 Department of Agriculture & Consumer Services | - | 95,979 | - | 10,010 |
| 310 Virginia Economic Development Partnership | - | - | - | - |

Commonwealth of Virginia
2017 Federal Statewide Indirect Cost Allocation Plan
Schedule A - 2017 Fixed Costs
(Source: Carryforward Sch B)

| AGENCY | SCHEV | CAPITOL POLICE | CAPITOL POLICE DIRECT BILLED | LIBRARY CENTRAL RECORDS |
|------------------------------------------------------------|-------|-------------------|------------------------------------|-------------------------------|
| 320 Virginia Tourism Authority | - | 1,098 | - | - |
| 350 Department of Small Business & Supplier Diversity | - | 12,708 | - | - |
| 402 Marine Resources Commission | - | - | - | - |
| 403 Department of Game & Inland Fisheries | - | - | - | - |
| 405 Virginia Racing Commission | - | - | - | - |
| 407 Virginia Port Authority | - | - | - | - |
| 409 Department of Mines, Minerals & Energy | - | 7,055 | - | - |
| 411 Department of Forestry | - | - | - | - |
| 413 Comm. Virginia Alcohol Safety Action Prog | - | - | - | - |
| 417 Gunston Hall | - | - | - | - |
| 423 Department of Historic Resources | - | - | - | 2,118 |
| 425 Jamestown-Yorktown Foundation | - | - | - | - |
| 440 Department of Environmental Quality | - | - | - | (3,933) |
| 454 Secretary of Veterans Affairs and Homeland Security | - | (1,482) | - | 1,764 |
| 501 Department of Transportation | - | 269,077 | - | 15,910 |
| 505 Department of Rail and Public Transportation | - | 12,071 | - | - |
| 506 Motor Vehicle Dealer Board | - | - | - | - |
| 530 Department of Motor Vehicles Transfer Payments | - | - | - | - |
| 601 Department of Health | - | 223,499 | - | - |
| 602 Department of Medical Assistance Services | - | - | - | - |
| 606 Virginia Board for People w/Disabilities | - | 4,877 | - | - |
| 701 Department of Corrections - Central Administration | - | - | - | - |
| 702 Department for the Blind and Vision Impaired | - | - | - | - |
| 703 Central State Hospital | - | - | - | - |
| 704 Eastern State Hospital | - | - | - | - |
| 705 Southwestern Virginia Mental Health Institute | - | - | - | - |
| 706 Western State Hospital | - | - | - | - |
| 707 Central Virginia Training Center | - | - | - | - |
| 708 Commonwealth Center for Children and Adolescents | - | - | - | - |
| 709 Powhatan Correctional Center | - | - | - | - |
| 711 Virginia Correctional Enterprises | - | 4,244 | - | - |
| 716 Virginia Correctional Center for Women | - | - | - | - |
| 718 Bland Correctional Center | - | - | - | - |
| 720 Department of Behavioral Health & Development Services | - | 109,411 | - | - |
| 721 Powhatan Reception/Classification Center | - | - | - | - |
| 723 Southeastern Virginia Training Center | - | - | - | - |
| 724 Catawba Hospital | - | - | - | - |
| 725 Northern Virginia Training Center | - | - | - | - |
| 726 Southside Virginia Training Center | - | - | - | - |
| 728 Northern Virginia Mental Health Institute | - | - | - | - |
| 729 Piedmont Geriatric Hospital | - | - | - | - |
| 733 Sussex I State Prison | - | - | - | - |
| 734 Sussex II State Prison | - | - | - | - |
| 735 Wallen's Ridge State Prison | - | - | - | - |
| 737 St Brides Correctional Center | - | - | - | - |
| 738 Southwestern Virginia Training Center | - | - | - | - |
| 739 Southern Virginia Mental Health Institute | - | - | - | - |
| 741 Red Onion State Prison | - | - | - | - |
| 742 Corrections-Employee Relations & Training | - | - | - | - |
| 743 Fluvanna Correctional Center for Women | - | - | - | - |
| 745 Nottoway Correctional Center | - | - | - | - |
| 747 Marion Correction Treatment Center | - | - | - | - |
| 748 Hiram W Davis Medical Center | - | - | - | - |
| 749 Buckingham Correctional Center | - | - | - | - |
| 751 Department for the Deaf & Hard of Hearing | - | - | - | - |
| 752 Deep Meadow Correctional Center | - | - | - | - |

Commonwealth of Virginia
2017 Federal Statewide Indirect Cost Allocation Plan
Schedule A - 2017 Fixed Costs
(Source: Carryforward Sch B)

| AGENCY | SCHEV | CAPITOL POLICE | CAPITOL POLICE DIRECT BILLED | LIBRARY CENTRAL RECORDS |
|-------------------------------------------------------------|------------------|-------------------|------------------------------------|-------------------------------|
| 753 Deerfield Correctional Center | - | - | - | - |
| 754 Augusta Correctional Center | - | - | - | - |
| 756 Corrections - Division of Institutions | - | - | - | - |
| 757 Western Region Correctional Field Units | - | - | - | - |
| 761 Baskerville Correctional Center | - | - | - | - |
| 765 Department of Social Services | - | - | - | 493 |
| 766 Virginia Parole Board | - | - | - | - |
| 767 Division of Community Corrections | - | - | - | - |
| 768 Keen Mountain Correctional Center | - | - | - | - |
| 769 Greensville Correctional Center | - | - | - | - |
| 770 Dillwyn Correctional Center | - | - | - | - |
| 771 Indian Creek Correctional Center | - | - | - | - |
| 772 Haynesville Correctional Center | - | - | - | - |
| 773 Coffeewood Correctional Center | - | - | - | - |
| 774 Lunenburg Correctional Center | - | - | - | - |
| 775 Pocahontas State Correctional Center | - | - | - | - |
| 776 Green Rock Correctional Center | - | - | - | - |
| 777 Department of Juvenile Justice | - | 33,981 | - | (3,422) |
| 778 Department of Forensic Science | - | - | - | - |
| 785 River North Correctional Center | - | - | - | - |
| 786 Culpepper Correctional Facility for Women | - | - | - | - |
| 794 Virginia Center for Behavioral Rehabilitation | - | - | - | - |
| 799 Department of Corrections - Central Activities | - | - | - | - |
| 841 Department of Aviation | - | - | - | - |
| 844 Joint Commission on Health Care | - | 17,961 | - | - |
| 848 Indigent Defense Commission | - | - | - | - |
| 851 Tobacco Indemnification & Revitalization Commission | - | - | - | - |
| 852 Virginia Foundation for Healthy Youth | - | - | - | - |
| 859 Virginia Sesquicentennial American Civil War Commission | - | - | - | - |
| 885 Institute for Advanced Learning & Research | - | - | - | - |
| 912 Department of Veterans Services | - | 137,791 | - | 352 |
| 922 Sitter-Barfoot Veterans Care Center | - | - | - | - |
| 934 Innovation & Entrepreneurship Investment Authority | - | - | - | - |
| 935 Roanoke Higher Education Authority | - | - | - | - |
| 936 Jefferson Science Associates, LLC | - | - | - | - |
| 937 Southern Virginia Higher Education Center | - | - | - | - |
| 938 New College Institute | - | - | - | - |
| 942 Virginia Museum of Natural History | - | - | - | - |
| 948 Southwest Virginia Higher Education Center | - | - | - | - |
| 957 Commonwealth Attorneys' Services Council | - | - | - | - |
| 960 Department of Fire Programs | - | - | (238) | - |
| 999 Department of Alcoholic Beverage Control | - | - | - | (1,457) |
| COC COST OF GENERAL GOVERNMENT | 1,592,694 | - | - | 8,343,578 |
| OTH OTHER DIRECT DEPARTMENTS | 9,388 | 895,568 | 690 | 6,358 |
| | <u>6,483,314</u> | <u>6,631,866</u> | <u>(107,652)</u> | <u>8,381,353</u> |

Commonwealth of Virginia
2017 Federal Statewide Indirect Cost Allocation Plan
Schedule A - 2017 Fixed Costs
(Source: Carryforward Sch B)

| AGENCY | LIBRARY REFERENCE SERVICES | LIBRARY DIRECT BILLED | DGS CONSOLIDATED LAB DIRECT BILLED |
|------------------------------------------------------------|----------------------------------|-----------------------------|------------------------------------------|
| 100 Senate | (34,585) | - | - |
| 101 House of Delegates | 40,007 | 4,107 | - |
| 103 Magistrate System | - | - | - |
| 107 Division of Legislative Services | (111,816) | 3,850 | - |
| 109 Division of Legislative Automated Systems | - | - | - |
| 110 Joint Legislative Audit/Review Commission | (6) | - | - |
| 111 Supreme Court | 251,433 | (2,015) | - |
| 112 Judicial Inquiry & Review Commission | - | (728) | - |
| 113 Circuit Courts | (2) | 8,148 | - |
| 114 General District Courts | - | - | - |
| 115 Juvenile & Domestic Relations District Courts | - | - | - |
| 116 Combined District Courts | - | - | - |
| 117 Virginia State Bar | - | (6,005) | - |
| 119 Lt. Governor | - | - | - |
| 121 Office of the Governor | 406 | - | - |
| 123 Department of Military Affairs | - | (108) | - |
| 125 Court of Appeals of Virginia | - | (13,144) | - |
| 127 Department of Emergency Management | - | - | - |
| 128 Virginia Veterans' Care Center | - | - | - |
| 132 Department of Elections | 36,117 | - | - |
| 140 Department of Criminal Justice Services | - | (2,056) | - |
| 141 Attorney General & Department of Law | (120,748) | (30,050) | - |
| 142 Virginia State Crime Commission | - | - | - |
| 146 The Science Museum of Virginia | - | - | - |
| 147 Office of the State Inspector General | - | - | - |
| 148 Virginia Commission for the Arts | - | 300 | - |
| 149 Administration of Health Insurance | - | - | - |
| 154 Department of Motor Vehicles | - | - | (12,490) |
| 155 Treasury Board | - | - | - |
| 156 Department of State Police | (6) | - | - |
| 157 Compensation Board | - | - | - |
| 160 Virginia Criminal Sentencing Commission | - | - | - |
| 161 Department of Taxation | - | - | - |
| 165 Department of Housing/Community Development | (8) | 500 | - |
| 166 Secretary of the Commonwealth | 336 | (670) | - |
| 171 State Corporation Commission | 9,232 | (7,799) | - |
| 172 Virginia Lottery | (1,510) | 872 | (75,876) |
| 174 Virginia College Savings Plan | - | - | - |
| 180 Secretary of Administration | 12 | - | - |
| 181 Department of Labor & Industry | 12 | - | - |
| 182 Virginia Employment Commission | - | (6,953) | - |
| 183 Secretary of Natural Resources | - | - | - |
| 184 Secretary of Technology | - | - | - |
| 185 Secretary of Education | - | - | - |
| 186 Secretary of Transportation | - | - | - |
| 187 Secretary of Public Safety | 9,844 | - | - |
| 188 Secretary of Health/Human Resources | - | - | - |
| 190 Secretary of Finance | 12 | - | - |
| 191 Virginia Workers' Compensation Commission | - | (75,999) | - |
| 192 Secretary of Commerce and Trade | - | - | - |
| 193 Secretary of Agriculture & Forestry | - | - | - |
| 197 Department of Education/Direct Aid to Public Education | - | - | - |
| 199 Department of Conservation & Recreation | (4,526) | 30 | (5,432) |
| 200 Office of Childrens Services | - | - | - |
| 201 Department of Education - Central Office Operations | - | 17,879 | - |

Commonwealth of Virginia
2017 Federal Statewide Indirect Cost Allocation Plan
Schedule A - 2017 Fixed Costs
(Source: Carryforward Sch B)

| AGENCY | LIBRARY REFERENCE SERVICES | LIBRARY DIRECT BILLED | DGS CONSOLIDATED LAB DIRECT BILLED |
|-------------------------------------------------------------|----------------------------------|-----------------------------|------------------------------------------|
| 203 Woodrow Wilson Rehab Center | - | - | - |
| 204 The College of William & Mary in Virginia | (6) | 1,445 | - |
| 207 University of Virginia - Academic Division | 58 | 4,108 | - |
| 208 VPI & State University | - | - | - |
| 209 University of Virginia - Medical Center | - | 178 | - |
| 211 Virginia Military Institute | - | (5,020) | - |
| 212 Virginia State University | - | 308 | - |
| 213 Norfolk State University | - | - | - |
| 214 Longwood University | - | - | - |
| 215 University of Mary Washington | - | - | - |
| 216 James Madison University | - | (3,030) | - |
| 217 Radford University | - | - | - |
| 218 Virginia School for the Deaf & Blind | - | - | - |
| 221 Old Dominion University | - | - | - |
| 222 Department of Professional and Occupational Reg. | 164,036 | (236) | - |
| 223 Department of Health Professions | 18,674 | 8,499 | - |
| 226 Board of Accountancy | (14) | 72 | - |
| 229 VPI & SU - Coop. Ext. & Ag Experiment Div. | - | - | - |
| 233 Virginia Board of Bar Examiners | - | 819 | - |
| 234 COOP Ext/Agricultural Research Service | - | - | - |
| 236 Virginia Commonwealth University | 12 | (15,177) | - |
| 238 Virginia Museum of Fine Arts | 20 | 720 | - |
| 239 Frontier Culture Museum of Virginia | - | - | - |
| 241 Richard Bland College | - | - | - |
| 242 Christopher Newport University | - | - | - |
| 246 University of Virginia's College at Wise | - | - | - |
| 247 George Mason University | - | - | - |
| 261 Virginia Community College System - System Office | 108,059 | 2,353 | - |
| 262 Department for Aging and Rehabilitative Services | 3,284 | - | - |
| 263 Virginia Rehab Center for the Blind and Vision Impaired | - | - | - |
| 268 Virginia Institute of Marine Science | - | - | - |
| 275 New River Community College | - | - | - |
| 276 Southside Virginia Community College | - | - | - |
| 277 Paul D Camp Community College | - | - | - |
| 278 Rappahannock Community College | - | - | - |
| 279 Danville Community College | - | - | - |
| 280 Northern Virginia Community College | - | - | - |
| 282 Piedmont Virginia Community College | - | - | - |
| 283 J Sargeant Reynolds Community College | - | - | - |
| 284 Eastern Shore Community College | - | - | - |
| 285 Patrick Henry Community College | - | - | - |
| 286 Virginia Western Community College | - | - | - |
| 287 Dabney S Lancaster Community College | - | - | - |
| 288 Wytheville Community College | - | - | - |
| 290 John Tyler Community College | - | - | - |
| 291 Blue Ridge Community College | - | - | - |
| 292 Central Virginia Community College | - | - | - |
| 293 Thomas Nelson Community College | - | - | - |
| 294 Southwest Virginia Community College | - | - | - |
| 295 Tidewater Community College | - | - | - |
| 296 Virginia Highlands Community College | - | - | - |
| 297 Germanna Community College | - | - | - |
| 298 Lord Fairfax Community College | - | - | - |
| 299 Mountain Empire Community College | - | - | - |
| 301 Department of Agriculture & Consumer Services | 65,624 | - | (652,298) |
| 310 Virginia Economic Development Partnership | (1,510) | - | - |

Commonwealth of Virginia
2017 Federal Statewide Indirect Cost Allocation Plan
Schedule A - 2017 Fixed Costs
(Source: Carryforward Sch B)

| AGENCY | LIBRARY REFERENCE SERVICES | LIBRARY DIRECT BILLED | DGS CONSOLIDATED LAB DIRECT BILLED |
|------------------------------------------------------------|----------------------------------|-----------------------------|------------------------------------------|
| 320 Virginia Tourism Authority | (6) | - | - |
| 350 Department of Small Business & Supplier Diversity | - | (2,566) | - |
| 402 Marine Resources Commission | - | - | - |
| 403 Department of Game & Inland Fisheries | - | - | - |
| 405 Virginia Racing Commission | - | (255) | - |
| 407 Virginia Port Authority | - | - | - |
| 409 Department of Mines, Minerals & Energy | - | (24) | - |
| 411 Department of Forestry | - | - | - |
| 413 Comm. Virginia Alcohol Safety Action Prog | - | - | - |
| 417 Gunston Hall | - | - | - |
| 423 Department of Historic Resources | 6 | (651) | - |
| 425 Jamestown-Yorktown Foundation | - | - | - |
| 440 Department of Environmental Quality | 6 | (5,805) | (1,230,748) |
| 454 Secretary of Veterans Affairs and Homeland Security | - | - | - |
| 501 Department of Transportation | (1,515) | (60,733) | - |
| 505 Department of Rail and Public Transportation | - | (624) | - |
| 506 Motor Vehicle Dealer Board | - | - | - |
| 530 Department of Motor Vehicles Transfer Payments | - | - | - |
| 601 Department of Health | 6 | (22,857) | - |
| 602 Department of Medical Assistance Services | - | (43,199) | - |
| 606 Virginia Board for People w/Disabilities | - | - | - |
| 701 Department of Corrections - Central Administration | - | (2,160) | (1,896,963) |
| 702 Department for the Blind and Vision Impaired | - | - | - |
| 703 Central State Hospital | - | - | - |
| 704 Eastern State Hospital | 3,284 | 2,719 | - |
| 705 Southwestern Virginia Mental Health Institute | - | (1,070) | - |
| 706 Western State Hospital | (45,352) | (181) | - |
| 707 Central Virginia Training Center | (34,753) | - | - |
| 708 Commonwealth Center for Children and Adolescents | - | 622 | - |
| 709 Powhatan Correctional Center | - | - | - |
| 711 Virginia Correctional Enterprises | - | - | - |
| 716 Virginia Correctional Center for Women | - | - | - |
| 718 Bland Correctional Center | - | - | - |
| 720 Department of Behavioral Health & Development Services | 12 | (3,032) | - |
| 721 Powhatan Reception/Classification Center | - | - | - |
| 723 Southeastern Virginia Training Center | - | - | - |
| 724 Calawba Hospital | - | - | - |
| 725 Northern Virginia Training Center | - | - | - |
| 726 Southside Virginia Training Center | - | - | - |
| 728 Northern Virginia Mental Health Institute | - | (9,621) | - |
| 729 Piedmont Geriatric Hospital | - | - | - |
| 733 Sussex I State Prison | - | - | - |
| 734 Sussex II State Prison | - | - | - |
| 735 Wallen's Ridge State Prison | - | - | - |
| 737 St Brides Correctional Center | - | - | - |
| 738 Southwestern Virginia Training Center | - | - | - |
| 739 Southern Virginia Mental Health Institute | - | - | - |
| 741 Red Onion State Prison | - | - | - |
| 742 Corrections-Employee Relations & Training | - | - | - |
| 743 Fluvanna Correctional Center for Women | - | - | - |
| 745 Nottoway Correctional Center | - | - | - |
| 747 Marion Correction Treatment Center | - | - | - |
| 748 Hiram W Davis Medical Center | - | 52 | - |
| 749 Buckingham Correctional Center | - | - | - |
| 751 Department for the Deaf & Hard of Hearing | - | (261) | - |
| 752 Deep Meadow Correctional Center | - | - | - |

Commonwealth of Virginia
2017 Federal Statewide Indirect Cost Allocation Plan
Schedule A - 2017 Fixed Costs
(Source: Carryforward Sch B)

| AGENCY | LIBRARY REFERENCE SERVICES | LIBRARY DIRECT BILLED | DGS CONSOLIDATED LAB DIRECT BILLED |
|-------------------------------------------------------------|----------------------------------|-----------------------------|------------------------------------------|
| 753 Deerfield Correctional Center | - | - | - |
| 754 Augusta Correctional Center | - | - | - |
| 756 Corrections - Division of Institutions | - | 1,350 | - |
| 757 Western Region Correctional Field Units | - | - | - |
| 761 Baskerville Correctional Center | - | - | - |
| 765 Department of Social Services | 55,788 | (93,680) | - |
| 766 Virginia Parole Board | - | - | - |
| 767 Division of Community Corrections | - | - | - |
| 768 Keen Mountain Correctional Center | - | - | - |
| 769 Greensville Correctional Center | - | - | - |
| 770 Dillwyn Correctional Center | - | - | - |
| 771 Indian Creek Correctional Center | - | - | - |
| 772 Haynesville Correctional Center | - | - | - |
| 773 Coffeewood Correctional Center | - | - | - |
| 774 Lunenburg Correctional Center | - | - | - |
| 775 Pocahontas State Correctional Center | - | - | - |
| 776 Green Rock Correctional Center | - | - | - |
| 777 Department of Juvenile Justice | 1,774 | (15,993) | - |
| 778 Department of Forensic Science | - | (30,872) | - |
| 785 River North Correctional Center | - | - | - |
| 786 Culpepper Correctional Facility for Women | - | - | - |
| 794 Virginia Center for Behavioral Rehabilitation | - | - | - |
| 799 Department of Corrections - Central Activities | - | - | - |
| 841 Department of Aviation | - | 4,795 | - |
| 844 Joint Commission on Health Care | - | - | - |
| 848 Indigent Defense Commission | - | (72,439) | - |
| 851 Tobacco Indemnification & Revitalization Commission | - | 1,260 | - |
| 852 Virginia Foundation for Healthy Youth | - | - | - |
| 859 Virginia Sesquicentennial American Civil War Commission | - | - | - |
| 885 Institute for Advanced Learning & Research | - | - | - |
| 912 Department of Veterans Services | - | - | - |
| 922 Sitter-Barfoot Veterans Care Center | - | (432) | - |
| 934 Innovation & Entrepreneurship Investment Authority | - | - | - |
| 935 Roanoke Higher Education Authority | - | - | - |
| 936 Jefferson Science Associates, LLC | - | - | - |
| 937 Southern Virginia Higher Education Center | - | - | - |
| 938 New College Institute | - | - | - |
| 942 Virginia Museum of Natural History | - | (7,680) | - |
| 948 Southwest Virginia Higher Education Center | - | - | - |
| 957 Commonwealth Attorneys' Services Council | (6) | - | - |
| 960 Department of Fire Programs | (3,022) | - | - |
| 999 Department of Alcoholic Beverage Control | - | (45) | - |
| COC COST OF GENERAL GOVERNMENT | 3,669,900 | - | - |
| OTH OTHER DIRECT DEPARTMENTS | 634,866 | 2,968 | (155,342) |
| | <u>4,713,429</u> | <u>(475,216)</u> | <u>(4,029,149)</u> |

Commonwealth of Virginia
2017 Federal Statewide Indirect Cost Allocation Plan
Schedule A - 2017 Fixed Costs
(Source: Carryforward Sch B)

| AGENCY | TOTAL CENTRAL SERVICE FIXED COSTS | INTERNAL SERVICE FUND ADJUSTMENT | NET CENTRAL SERVICE FIXED COSTS |
|------------------------------------------------------------|-----------------------------------------|----------------------------------------|---------------------------------------|
| 100 Senate | 813,917 | (160) | 813,757 |
| 101 House of Delegates | 1,657,368 | (262) | 1,657,106 |
| 103 Magistrate System | 39,946 | (245) | 39,701 |
| 107 Division of Legislative Services | 80,087 | (67) | 80,020 |
| 109 Division of Legislative Automated Systems | 63,993 | (46) | 63,947 |
| 110 Joint Legislative Audit/Review Commission | 67,819 | (48) | 67,771 |
| 111 Supreme Court | 1,307,490 | (455) | 1,307,035 |
| 112 Judicial Inquiry & Review Commission | 22,954 | (5) | 22,949 |
| 113 Circuit Courts | 437,562 | (894) | 436,668 |
| 114 General District Courts | 403,373 | (845) | 402,528 |
| 115 Juvenile & Domestic Relations District Courts | 370,214 | (712) | 369,502 |
| 116 Combined District Courts | 174,091 | (195) | 173,896 |
| 117 Virginia State Bar | 60,455 | (209) | 60,246 |
| 119 Lt. Governor | 27,713 | (11) | 27,702 |
| 121 Office of the Governor | 1,373,108 | 124 | 1,373,232 |
| 123 Department of Military Affairs | 137,683 | 7,762 | 145,445 |
| 125 Court of Appeals of Virginia | 55,442 | (73) | 55,369 |
| 127 Department of Emergency Management | 55,485 | 3,425 | 58,910 |
| 128 Virginia Veterans' Care Center | 62,704 | 6,856 | 69,560 |
| 132 Department of Elections | 151,520 | 353 | 151,873 |
| 140 Department of Criminal Justice Services | 440,136 | (226) | 439,910 |
| 141 Attorney General & Department of Law | 1,210,702 | 3,826 | 1,214,528 |
| 142 Virginia State Crime Commission | 22,932 | (14) | 22,918 |
| 146 The Science Museum of Virginia | 195,102 | 1,870 | 196,972 |
| 147 Office of the State Inspector General | 64,781 | 671 | 65,452 |
| 148 Virginia Commission for the Arts | 19,933 | 35 | 19,968 |
| 149 Administration of Health Insurance | 39,779 | (372) | 39,407 |
| 154 Department of Motor Vehicles | 2,455,338 | 36,569 | 2,491,907 |
| 155 Treasury Board | 8,225 | - | 8,225 |
| 156 Department of State Police | 377,977 | 55,441 | 433,418 |
| 157 Compensation Board | 273,309 | (5,145) | 268,164 |
| 160 Virginia Criminal Sentencing Commission | 24,791 | (9) | 24,782 |
| 161 Department of Taxation | 1,893,096 | 16,622 | 1,909,718 |
| 165 Department of Housing/Community Development | 327,264 | 736 | 328,000 |
| 166 Secretary of the Commonwealth | 18,182 | (86) | 18,096 |
| 171 State Corporation Commission | 538,247 | 1,779 | 540,026 |
| 172 Virginia Lottery | 539,986 | 161 | 540,147 |
| 174 Virginia College Savings Plan | 42,307 | (3,324) | 38,983 |
| 180 Secretary of Administration | 10,832 | (35) | 10,797 |
| 181 Department of Labor & Industry | 229,930 | 2,373 | 232,303 |
| 182 Virginia Employment Commission | 676,469 | (5,253) | 671,216 |
| 183 Secretary of Natural Resources | 4,903 | (16) | 4,887 |
| 184 Secretary of Technology | 4,784 | (11) | 4,773 |
| 185 Secretary of Education | 7,882 | (21) | 7,861 |
| 186 Secretary of Transportation | 3,388 | (17) | 3,371 |
| 187 Secretary of Public Safety | 19,041 | (15) | 19,026 |
| 188 Secretary of Health/Human Resources | 2,532 | (15) | 2,517 |
| 190 Secretary of Finance | 4,005 | (12) | 3,993 |
| 191 Virginia Workers' Compensation Commission | 94,406 | (245) | 94,161 |
| 192 Secretary of Commerce and Trade | 28,766 | (19) | 28,747 |
| 193 Secretary of Agriculture & Forestry | 6,540 | (13) | 6,527 |
| 197 Department of Education/Direct Aid to Public Education | 168,148 | - | 168,148 |
| 199 Department of Conservation & Recreation | 881,110 | 29,562 | 910,672 |
| 200 Office of Childrens Services | 7,230 | (1,872) | 5,358 |
| 201 Department of Education - Central Office Operations | 646,961 | (54,444) | 592,517 |

Commonwealth of Virginia
2017 Federal Statewide Indirect Cost Allocation Plan
Schedule A - 2017 Fixed Costs
(Source: Carryforward Sch B)

| AGENCY | TOTAL CENTRAL SERVICE FIXED COSTS | INTERNAL SERVICE FUND ADJUSTMENT | NET CENTRAL SERVICE FIXED COSTS |
|-------------------------------------------------------------|-----------------------------------------|----------------------------------------|---------------------------------------|
| 203 Woodrow Wilson Rehab Center | 39,035 | (11) | 39,024 |
| 204 The College of William & Mary in Virginia | 442,171 | (2,220) | 439,951 |
| 207 University of Virginia - Academic Division | 1,091,771 | (9,450) | 1,082,321 |
| 208 VPI & State University | 1,089,899 | (9,529) | 1,080,370 |
| 209 University of Virginia - Medical Center | 1,216,726 | (11,807) | 1,204,919 |
| 211 Virginia Military Institute | 214,515 | (500) | 214,015 |
| 212 Virginia State University | 291,382 | 798 | 292,180 |
| 213 Norfolk State University | 316,699 | (780) | 315,919 |
| 214 Longwood University | 263,948 | (646) | 263,302 |
| 215 University of Mary Washington | 302,284 | (78) | 302,206 |
| 216 James Madison University | 869,555 | (3,316) | 866,239 |
| 217 Radford University | 470,063 | (1,553) | 468,510 |
| 218 Virginia School for the Deaf & Blind | 41,805 | 4,169 | 45,974 |
| 221 Old Dominion University | 501,441 | (2,524) | 498,917 |
| 222 Department of Professional and Occupational Reg. | 229,113 | 2,855 | 231,968 |
| 223 Department of Health Professions | 87,029 | 3,148 | 90,177 |
| 226 Board of Accountancy | 5,097 | 163 | 5,260 |
| 229 VPI & SU - Coop. Ext. & Ag Experiment Div. | 86,271 | (695) | 85,576 |
| 233 Virginia Board of Bar Examiners | 2,598 | 161 | 2,759 |
| 234 COOP Ext/Agricultural Research Service | 23,093 | (101) | 22,992 |
| 236 Virginia Commonwealth University | 1,424,014 | (8,504) | 1,415,510 |
| 238 Virginia Museum of Fine Arts | 59,325 | 10,807 | 70,132 |
| 239 Frontier Culture Museum of Virginia | 23,260 | 1,163 | 24,423 |
| 241 Richard Bland College | 76,143 | (71) | 76,072 |
| 242 Christopher Newport University | 358,727 | (73) | 358,654 |
| 246 University of Virginia's College at Wise | 96,894 | (331) | 96,563 |
| 247 George Mason University | 1,363,623 | (7,260) | 1,356,363 |
| 261 Virginia Community College System - System Office | 99,452 | (11,951) | 87,501 |
| 262 Department for Aging and Rehabilitative Services | 798,799 | (1,775) | 797,024 |
| 263 Virginia Rehab Center for the Blind and Vision Impaired | 7,578 | (22) | 7,556 |
| 268 Virginia Institute of Marine Science | 91,984 | (334) | 91,650 |
| 275 New River Community College | 91,432 | 35 | 91,467 |
| 276 Southside Virginia Community College | 87,111 | (1,303) | 85,808 |
| 277 Paul D Camp Community College | 46,845 | 62 | 46,907 |
| 278 Rappahannock Community College | 48,434 | 126 | 48,560 |
| 279 Danville Community College | 63,182 | 39 | 63,221 |
| 280 Northern Virginia Community College | 786,356 | 4,331 | 790,687 |
| 282 Piedmont Virginia Community College | 68,264 | 192 | 68,456 |
| 283 J Sargeant Reynolds Community College | 196,426 | 1,070 | 197,496 |
| 284 Eastern Shore Community College | 26,457 | 5 | 26,462 |
| 285 Patrick Henry Community College | 72,628 | 170 | 72,798 |
| 286 Virginia Western Community College | 84,161 | 172 | 84,333 |
| 287 Dabney S Lancaster Community College | 25,769 | 70 | 25,839 |
| 288 Wytheville Community College | 44,093 | 509 | 44,602 |
| 290 John Tyler Community College | 105,130 | 2,897 | 108,027 |
| 291 Blue Ridge Community College | 99,577 | 1,029 | 100,606 |
| 292 Central Virginia Community College | 69,683 | 84 | 69,767 |
| 293 Thomas Nelson Community College | 152,331 | 856 | 153,187 |
| 294 Southwest Virginia Community College | 60,231 | 91 | 60,322 |
| 295 Tidewater Community College | 234,853 | 1,089 | 235,942 |
| 296 Virginia Highlands Community College | 54,320 | 68 | 54,388 |
| 297 Germanna Community College | 98,932 | 1,135 | 100,067 |
| 298 Lord Fairfax Community College | 134,601 | 179 | 134,780 |
| 299 Mountain Empire Community College | 64,282 | 252 | 64,534 |
| 301 Department of Agriculture & Consumer Services | 233,417 | 6,170 | 239,587 |
| 310 Virginia Economic Development Partnership | 12,021 | (154) | 11,867 |

Commonwealth of Virginia
2017 Federal Statewide Indirect Cost Allocation Plan
Schedule A - 2017 Fixed Costs
(Source: Carryforward Sch B)

| AGENCY | TOTAL CENTRAL SERVICE FIXED COSTS | INTERNAL SERVICE FUND ADJUSTMENT | NET CENTRAL SERVICE FIXED COSTS |
|------------------------------------------------------------|-----------------------------------------|----------------------------------------|---------------------------------------|
| 320 Virginia Tourism Authority | 17,183 | (171) | 17,012 |
| 350 Department of Small Business & Supplier Diversity | 61,463 | 632 | 62,095 |
| 402 Marine Resources Commission | 61,533 | 2,114 | 63,647 |
| 403 Department of Game & Inland Fisheries | 196,316 | 13,695 | 210,011 |
| 405 Virginia Racing Commission | 4,246 | 498 | 4,744 |
| 407 Virginia Port Authority | 41,715 | (1,269) | 40,446 |
| 409 Department of Mines, Minerals & Energy | 140,551 | 3,345 | 143,896 |
| 411 Department of Forestry | 99,787 | 13,804 | 113,591 |
| 413 Comm. Virginia Alcohol Safety Action Prog | 6,667 | 131 | 6,798 |
| 417 Gunston Hall | 7,236 | 426 | 7,662 |
| 423 Department of Historic Resources | 29,220 | 2,305 | 31,525 |
| 425 Jamestown-Yorktown Foundation | 52,306 | 7,146 | 59,452 |
| 440 Department of Environmental Quality | (934,874) | 13,485 | (921,389) |
| 454 Secretary of Veterans Affairs and Homeland Security | 4,393 | (46) | 4,347 |
| 501 Department of Transportation | 2,144,515 | (365,983) | 1,778,532 |
| 505 Department of Rail and Public Transportation | 153,098 | (2,720) | 150,378 |
| 506 Motor Vehicle Dealer Board | 7,774 | 483 | 8,257 |
| 530 Department of Motor Vehicles Transfer Payments | 11,372 | - | 11,372 |
| 601 Department of Health | 2,312,830 | (1,496) | 2,311,334 |
| 602 Department of Medical Assistance Services | 243,720 | (66,293) | 177,427 |
| 606 Virginia Board for People w/Disabilities | 46,420 | 165 | 46,585 |
| 701 Department of Corrections - Central Administration | (1,781,937) | 1,319 | (1,780,618) |
| 702 Department for the Blind and Vision Impaired | 180,749 | 27 | 180,776 |
| 703 Central State Hospital | 103,777 | 2,239 | 106,016 |
| 704 Eastern State Hospital | 124,352 | 2,460 | 126,812 |
| 705 Southwestern Virginia Mental Health Institute | 72,508 | 691 | 73,199 |
| 706 Western State Hospital | 43,174 | 1,339 | 44,513 |
| 707 Central Virginia Training Center | 62,916 | 2,492 | 65,408 |
| 708 Commonwealth Center for Children and Adolescents | 21,065 | - | 21,065 |
| 709 Powhatan Correctional Center | (14,362) | 3,126 | (11,236) |
| 711 Virginia Correctional Enterprises | 107,930 | 201 | 108,131 |
| 716 Virginia Correctional Center for Women | 43,006 | 612 | 43,618 |
| 718 Bland Correctional Center | 32,068 | 1,357 | 33,425 |
| 720 Department of Behavioral Health & Development Services | 629,220 | (3,366) | 625,854 |
| 721 Powhatan Reception/Classification Center | (3,817) | - | (3,817) |
| 723 Southeastern Virginia Training Center | 48,703 | 981 | 49,684 |
| 724 Catawba Hospital | 49,893 | 889 | 50,782 |
| 725 Northern Virginia Training Center | 34,700 | 481 | 35,181 |
| 726 Southside Virginia Training Center | (47,995) | 1,894 | (46,101) |
| 728 Northern Virginia Mental Health Institute | 41,479 | 778 | 42,257 |
| 729 Piedmont Geriatric Hospital | 54,915 | 619 | 55,534 |
| 733 Sussex I State Prison | 33,613 | 1,246 | 34,859 |
| 734 Sussex II State Prison | 31,119 | 39 | 31,158 |
| 735 Wallen's Ridge State Prison | 44,069 | 1,798 | 45,867 |
| 737 St Brides Correctional Center | 31,850 | 1,405 | 33,255 |
| 738 Southwestern Virginia Training Center | 42,774 | 866 | 43,640 |
| 739 Southern Virginia Mental Health Institute | 32,652 | 838 | 33,490 |
| 741 Red Onion State Prison | 48,018 | 1,783 | 49,801 |
| 742 Corrections-Employee Relations & Training | 24,842 | 184 | 25,026 |
| 743 Fluvanna Correctional Center for Women | 33,680 | 2,695 | 36,375 |
| 745 Nottoway Correctional Center | 42,396 | 2,165 | 44,561 |
| 747 Marion Correction Treatment Center | 28,406 | 841 | 29,247 |
| 748 Hiram W Davis Medical Center | 24,323 | - | 24,323 |
| 749 Buckingham Correctional Center | 43,006 | 1,605 | 44,611 |
| 751 Department for the Deaf & Hard of Hearing | 11,322 | (102) | 11,220 |
| 752 Deep Meadow Correctional Center | 57,671 | 86 | 57,757 |

Commonwealth of Virginia
2017 Federal Statewide Indirect Cost Allocation Plan
Schedule A - 2017 Fixed Costs
(Source: Carryforward Sch B)

| AGENCY | TOTAL CENTRAL SERVICE FIXED COSTS | INTERNAL SERVICE FUND ADJUSTMENT | NET CENTRAL SERVICE FIXED COSTS |
|-------------------------------------------------------------|-----------------------------------------|----------------------------------------|---------------------------------------|
| 753 Deerfield Correctional Center | 49,268 | 3,008 | 52,276 |
| 754 Augusta Correctional Center | 32,990 | 1,789 | 34,779 |
| 756 Corrections - Division of Institutions | 115,226 | 4,329 | 119,555 |
| 757 Western Region Correctional Field Units | 16,878 | 1,036 | 17,914 |
| 761 Baskerville Correctional Center | 13,870 | 865 | 14,735 |
| 765 Department of Social Services | 387,009 | (15,542) | 371,467 |
| 766 Virginia Parole Board | 6,555 | (30) | 6,525 |
| 767 Division of Community Corrections | 150,917 | 1,118 | 152,035 |
| 768 Keen Mountain Correctional Center | 33,490 | 1,441 | 34,931 |
| 769 Greensville Correctional Center | 75,649 | 5,614 | 81,263 |
| 770 Dillwyn Correctional Center | 41,486 | 1,973 | 43,459 |
| 771 Indian Creek Correctional Center | 27,704 | 1,846 | 29,550 |
| 772 Haynesville Correctional Center | 42,487 | 2,050 | 44,537 |
| 773 Coffeewood Correctional Center | 30,263 | 1,711 | 31,974 |
| 774 Lunenburg Correctional Center | 29,666 | 1,203 | 30,869 |
| 775 Pocahontas State Correctional Center | 30,645 | 1,684 | 32,329 |
| 776 Green Rock Correctional Center | 31,342 | 1,549 | 32,891 |
| 777 Department of Juvenile Justice | 450,778 | 874 | 451,652 |
| 778 Department of Forensic Science | 50,510 | 5,304 | 55,814 |
| 785 River North Correctional Center | 52,037 | (39) | 51,998 |
| 786 Culpepper Correctional Facility for Women | 5,524 | - | 5,524 |
| 794 Virginia Center for Behavioral Rehabilitation | 82,518 | 1,605 | 84,123 |
| 799 Department of Corrections - Central Activities | 11,551 | (14,169) | (2,618) |
| 841 Department of Aviation | 26,554 | 359 | 26,913 |
| 844 Joint Commission on Health Care | 35,717 | (14) | 35,703 |
| 848 Indigent Defense Commission | (31,066) | 9,435 | (21,631) |
| 851 Tobacco Indemnification & Revitalization Commission | 3,577 | (377) | 3,200 |
| 852 Virginia Foundation for Healthy Youth | 4,744 | (98) | 4,646 |
| 859 Virginia Sesquicentennial American Civil War Commission | 6,020 | (32) | 5,988 |
| 885 Institute for Advanced Learning & Research | 1,722 | (53) | 1,669 |
| 912 Department of Veterans Services | 560,671 | 2,664 | 563,335 |
| 922 Sitter-Barfoot Veterans Care Center | 44,998 | 6,854 | 51,852 |
| 934 Innovation & Entrepreneurship Investment Authority | 6,205 | (71) | 6,134 |
| 935 Roanoke Higher Education Authority | 4,246 | (10) | 4,236 |
| 936 Jefferson Science Associates, LLC | 1,750 | (10) | 1,740 |
| 937 Southern Virginia Higher Education Center | 21,054 | 737 | 21,791 |
| 938 New College Institute | 8,307 | 155 | 8,462 |
| 942 Virginia Museum of Natural History | 16,861 | 963 | 17,824 |
| 948 Southwest Virginia Higher Education Center | 8,275 | (80) | 8,195 |
| 957 Commonwealth Attorneys' Services Council | 6,683 | 91 | 6,774 |
| 960 Department of Fire Programs | 50,103 | 6,899 | 57,002 |
| 999 Department of Alcoholic Beverage Control | 559,233 | (1,859) | 557,374 |
| COC COST OF GENERAL GOVERNMENT | 66,354,538 | - | 66,354,538 |
| OTH OTHER DIRECT DEPARTMENTS | 3,985,696 | 115,791 | 4,101,487 |
| | <u>112,080,575</u> | <u>(133,917)</u> | <u>111,946,658</u> |



Report ID: RGL007B

Commonwealth of Virginia
TRACK WITHOUT BUDGET - EXPENDITURES BY CHARTFIELDRun Date: 12/04/2017
Run Time: 09:41 00

Page No. 1 of 41

Business Unit : 16500
Fiscal Year : 2017
As of Period : 12
Budget Ledger : C_DETAIL_B

| Task | Account | Account Description | Budgeted Amount | Month Expended | Year-to-Date Expended | Unexpended Amount |
|--------------|---------|-----------------------|-----------------|----------------|-----------------------|-------------------|
| 101000 | 5014410 | Payments To Substate | 0.00 | 0.00 | 1,785,321.00 | (1,785,321.00) |
| Task Total : | | | 0.00 | 0.00 | 1,785,321.00 | (1,785,321.00) |
| 102000 | 5012210 | Organization Members | 0.00 | 0.00 | 223,000.00 | (223,000.00) |
| | 5012490 | Recruitment Advertis | 0.00 | 0.00 | 450.00 | (450.00) |
| Task Total : | | | 0.00 | 0.00 | 223,450.00 | (223,450.00) |
| 103000 | 5011110 | Employer Retire Cont | 0.00 | 326.01 | 326.01 | (326.01) |
| | 5011120 | Salary Social Secur | 0.00 | 365.84 | 365.84 | (365.84) |
| | 5011140 | Group Life Insurance | 0.00 | 31.66 | 31.66 | (31.66) |
| | 5011150 | Employer Health Ins | 0.00 | 255.50 | 255.50 | (255.50) |
| | 5011160 | Retiree Health Ins C | 0.00 | 28.52 | 28.52 | (28.52) |
| | 5011170 | VSDB & Longterm Disa | 0.00 | 15.95 | 15.95 | (15.95) |
| | 5011230 | Salaries, Classified | 0.00 | 4,833.34 | 4,833.34 | (4,833.34) |
| | 5012150 | Printing Services | 0.00 | 765.00 | 765.00 | (765.00) |
| | 5012160 | Telecom Services (VI | 0.00 | 0.00 | 13.78 | (13.78) |
| | 5012240 | Employee Training/Mor | 0.00 | 0.00 | 149.56 | (149.56) |
| | 5012270 | Employee Training Tr | 0.00 | 29,773.60 | 29,773.60 | (29,773.60) |
| | 5012440 | Management Services | 0.00 | 32,700.00 | 32,700.00 | (32,700.00) |
| | 5012490 | Recruitment Advertis | 0.00 | 0.00 | 2,985.00 | (2,985.00) |
| | 5012640 | Food & Dietary Servi | 0.00 | 19.99 | 59.97 | (59.97) |
| | 5012780 | VITA It Infrastructu | 0.00 | 29,666.00 | 29,666.00 | (29,666.00) |
| | 5012820 | Travel, Personal Veh | 0.00 | 63.56 | 631.27 | (631.27) |
| | 5012850 | Travel, Subsistence | 0.00 | 0.00 | 429.11 | (429.11) |
| | 5012860 | Travel, Meal Reimb-N | 0.00 | 0.00 | 206.00 | (206.00) |
| | 5013120 | Office Supplies | 0.00 | 1,344.51 | 1,665.42 | (1,665.42) |
| | 5013230 | Gasoline | 0.00 | 0.00 | 31.92 | (31.92) |
| | 5014130 | Premiums | 0.00 | 0.00 | 33.75 | (33.75) |
| | 5014510 | Grnc-Intergovernment | 0.00 | 120,000.00 | 120,000.00 | (120,000.00) |
| | 5015410 | Agency Service Charg | 0.00 | 0.00 | 32.21 | (32.21) |
| Task Total : | | | 0.00 | 220,189.42 | 224,999.41 | (224,999.41) |
| 104000 | 5011120 | Salary Social Secur | 0.00 | (183.45) | 0.00 | 0.00 |

| <u>Task</u> | <u>Account</u> | <u>Account Description</u> | <u>Budgeted Amount</u> | <u>Month Expended</u> | <u>Year-to-Date Expended</u> | <u>Unexpended Amount</u> |
|---------------------|----------------|----------------------------|------------------------|-----------------------|------------------------------|--------------------------|
| | 5011230 | Salaries, Classified | 0.00 | (2,416.67) | 0.00 | 0.00 |
| | 5012490 | Recruitment Advertis | 0.00 | 0.00 | 0.00 | 0.00 |
| | 5014410 | Payments To Substate | 0.00 | (19,986.00) | 0.00 | 0.00 |
| Task Total : | | | 0.00 | (22,586.12) | 0.00 | 0.00 |
| 105000 | 5014410 | Payments To Substate | 0.00 | 410,000.00 | 410,000.00 | (410,000.00) |
| Task Total : | | | 0.00 | 410,000.00 | 410,000.00 | (410,000.00) |
| 204000 | 5012140 | Postal Services | 0.00 | 0.00 | 176.82 | (176.82) |
| | 5012150 | Printing Services | 0.00 | 0.00 | 1,008.90 | (1,008.90) |
| | 5012270 | Employee Training Tr | 0.00 | 0.00 | 2,869.75 | (2,869.75) |
| | 5012460 | Public Info&Public R | 0.00 | 0.00 | 225.00 | (225.00) |
| | 5012480 | Media Services | 0.00 | 0.00 | 136.89 | (136.89) |
| | 5012770 | Computr Operatg Srvc | 0.00 | 0.00 | 162.00 | (162.00) |
| | 5012780 | VITA It Infrastructu | 0.00 | 43.17 | 431.70 | (431.70) |
| | 5012830 | Travel, Public Carri | 0.00 | 0.00 | 411.80 | (411.80) |
| | 5012980 | Inter-Agy Recvry Con | 0.00 | 0.00 | 0.00 | 0.00 |
| | 5013120 | Office Supplies | 0.00 | 4,978.20 | 8,485.88 | (8,485.88) |
| | 5013130 | Stationary & Forms | 0.00 | 0.00 | 4,964.00 | (4,964.00) |
| | 5015410 | Agency Service Chrg | 0.00 | 0.00 | 9.31 | (9.31) |
| Task Total : | | | 0.00 | 5,021.37 | 18,882.05 | (18,882.05) |
| 205000 | 5015340 | Equipment Rentals | 0.00 | 0.00 | 46,582.44 | (46,582.44) |
| | 5015410 | Agency Service Chrg | 0.00 | 0.00 | 330.84 | (330.84) |
| Task Total : | | | 0.00 | 0.00 | 46,913.28 | (46,913.28) |
| 210000 | 5012210 | Organization Members | 0.00 | 0.00 | 0.00 | 0.00 |
| Task Total : | | | 0.00 | 0.00 | 0.00 | 0.00 |
| 211000 | 5015380 | Building Rentals-St | 0.00 | 432,659.64 | 432,659.64 | (432,659.64) |
| | 5015450 | DGS Parking Charges | 0.00 | (1,102.50) | 5,292.00 | (5,292.00) |
| Task Total : | | | 0.00 | 431,557.14 | 437,951.64 | (437,951.64) |
| 212000 | 5011110 | Employer Retire Cont | 0.00 | 961.02 | 35,272.64 | (35,272.64) |
| | 5011120 | Salary Social Secur | 0.00 | 536.19 | 21,060.88 | (21,060.88) |
| | 5011140 | Group Life Insurance | 0.00 | 93.32 | 3,429.09 | (3,429.09) |
| | 5011150 | Employer Health Ins | 0.00 | 830.50 | 29,452.10 | (29,452.10) |
| | 5011160 | Retiree Health Ins C | 0.00 | 84.06 | 3,086.45 | (3,086.45) |
| | 5011170 | VSDB & Longterm Dise | 0.00 | 47.02 | 1,734.41 | (1,734.41) |

| <u>Task</u> | <u>Account</u> | <u>Account Description</u> | <u>Budgeted Amount</u> | <u>Month Expended</u> | <u>Year-to-Date Expended</u> | <u>Unexpended Amount</u> |
|-------------|----------------|----------------------------|------------------------|-----------------------|------------------------------|--------------------------|
| | 5011230 | Salaries, Classified | 0.00 | 7,348.10 | 239,991.98 | (239,991.98) |
| | 5011310 | Bonuses & Incentives | 0.00 | 0.00 | 250.00 | (250.00) |
| | 5011380 | Deferred Comp Match | 0.00 | 40.00 | 1,280.00 | (1,280.00) |
| | 5011530 | Short-Term Disability | 0.00 | 3,600.00 | 23,727.27 | (23,727.27) |
| | 5011620 | Salaries, Annual Lea | 0.00 | 0.00 | 18,459.84 | (18,459.84) |
| | 5011630 | Salaries, Sick Leave | 0.00 | 0.00 | 0.00 | 0.00 |
| | 5011660 | DeftonMatch-VRS Hyb | 0.00 | 0.00 | 250.72 | (250.72) |
| | 5012110 | Express Services | 0.00 | 0.00 | 39.09 | (39.09) |
| | 5012140 | Postal Services | 0.00 | 0.00 | 151.99 | (151.99) |
| | 5012150 | Printing Services | 0.00 | 25.00 | 1,465.58 | (1,465.58) |
| | 5012160 | Telecom Services (VI | 0.00 | 10,307.94 | 16,896.93 | (16,896.93) |
| | 5012190 | Inbound Freight Serv | 0.00 | 0.00 | 2,124.54 | (2,124.54) |
| | 5012210 | Organization Members | 0.00 | 0.00 | 135.00 | (135.00) |
| | 5012240 | Employee Training/Mor | 0.00 | 0.00 | 2,102.34 | (2,102.34) |
| | 5012270 | Employee Training Tr | 0.00 | 0.00 | 2,531.12 | (2,531.12) |
| | 5012420 | Fiscal Services | 0.00 | 0.00 | 619.11 | (619.11) |
| | 5012450 | Personnel Management | 0.00 | 0.00 | 72.50 | (72.50) |
| | 5012460 | Public Info&Public R | 0.00 | 800.96 | 1,728.57 | (1,728.57) |
| | 5012470 | Legal Services | 0.00 | 491.00 | 491.00 | (491.00) |
| | 5012480 | Media Services | 0.00 | 0.00 | 4,570.00 | (4,570.00) |
| | 5012490 | Recruitment Advertis | 0.00 | 0.00 | 820.00 | (820.00) |
| | 5012530 | Equipment Repair & M | 0.00 | 0.00 | 20.00 | (20.00) |
| | 5012640 | Food & Dietary Servi | 0.00 | 1,542.81 | 4,077.32 | (4,077.32) |
| | 5012680 | Skilled Services | 0.00 | 0.00 | 1,037.79 | (1,037.79) |
| | 5012720 | VITA Pass Thru Charg | 0.00 | 0.00 | 598.30 | (598.30) |
| | 5012780 | VITA IC Infrastructu | 0.00 | 149,146.87 | 217,109.23 | (217,109.23) |
| | 5012820 | Travel, Personal Veh | 0.00 | 0.00 | 5,992.79 | (5,992.79) |
| | 5012830 | Travel, Public Carri | 0.00 | 250.00 | 3,960.87 | (3,960.87) |
| | 5012840 | Travel, St Owned/lea | 0.00 | 0.00 | 275.84 | (275.84) |
| | 5012850 | Travel, Subsistence | 0.00 | 7.00 | 2,767.39 | (2,767.39) |
| | 5012880 | Travel, Meal Reimb-N | 0.00 | 0.00 | 1,627.25 | (1,627.25) |
| | 5012980 | Inter-Agy Recvry Con | 0.00 | 0.00 | 0.00 | 0.00 |
| | 5013120 | Office Supplies | 0.00 | 4,266.14 | 7,694.12 | (7,694.12) |
| | 5013230 | Gasoline | 0.00 | 0.00 | 121.14 | (121.14) |
| | 5013350 | Packaging & Shipping | 0.00 | 0.00 | 10.50 | (10.50) |
| | 5013420 | Medical & Dental Sup | 0.00 | 0.00 | 1,258.00 | (1,258.00) |
| | 5013770 | Photographic Supplie | 0.00 | 0.00 | 693.52 | (693.52) |
| | 5014130 | Premiums | 0.00 | 25,000.00 | 47,300.00 | (47,300.00) |
| | 5014520 | Grnt-Nongovernmental | 0.00 | 50,000.00 | 50,000.00 | (50,000.00) |
| | 5015120 | Automobile Liability | 0.00 | 3,432.00 | 3,432.00 | (3,432.00) |
| | 5015160 | Property Insurance | 0.00 | 5,264.00 | 5,264.00 | (5,264.00) |
| | 5015350 | Building Rentals | 0.00 | 0.00 | 935.44 | (935.44) |
| | 5015410 | Agency Service Charg | 0.00 | 0.00 | 24,735.79 | (24,735.79) |
| | 5015510 | General Liability In | 0.00 | 4,632.00 | 4,632.00 | (4,632.00) |
| | 5015550 | Workers' Compensatio | 0.00 | 8,458.00 | 8,458.00 | (8,458.00) |

| <u>Task</u> | <u>Account</u> | <u>Account Description</u> | <u>Budgeted Amount</u> | <u>Month Expended</u> | <u>Year-to-Date Expended</u> | <u>Unexpended Amount</u> |
|---------------------|----------------|----------------------------|------------------------|-----------------------|------------------------------|--------------------------|
| | 5022170 | Other Computer Equip | 0.00 | 0.00 | 95.41 | (95.41) |
| | 5022620 | Office Furniture | 0.00 | 0.00 | 390.00 | (390.00) |
| Task Total : | | | 0.00 | 277,163.93 | 804,229.85 | (804,229.85) |
| 213000 | 5011110 | Employer Retire Cont | 0.00 | 411.66 | 14,907.37 | (14,907.37) |
| | 5011120 | Salary Social Secur | 0.00 | 228.94 | 8,161.70 | (8,161.70) |
| | 5011140 | Group Life Insurance | 0.00 | 39.98 | 1,465.21 | (1,465.21) |
| | 5011150 | Employer Health Ins | 0.00 | 297.50 | 14,576.00 | (14,576.00) |
| | 5011160 | Retiree Health Ins C | 0.00 | 36.01 | 1,318.69 | (1,318.69) |
| | 5011170 | VSD& Longterm Disa | 0.00 | 20.14 | 741.28 | (741.28) |
| | 5011230 | Salaries, Classified | 0.00 | 3,051.58 | 110,160.08 | (110,160.08) |
| | 5011310 | Bonuses & Incentives | 0.00 | 0.00 | 100.00 | (100.00) |
| | 5011380 | Deferred Comp Match | 0.00 | 20.00 | 560.00 | (560.00) |
| | 5011660 | DefContMatch-VRS Hyb | 0.00 | 0.00 | 282.80 | (282.80) |
| | 5012140 | Postal Services | 0.00 | 0.00 | 63.14 | (63.14) |
| | 5012420 | Fiscal Services | 0.00 | 0.00 | 247.84 | (247.84) |
| | 5012450 | Personnel Management | 0.00 | 230.62 | 230.62 | (230.62) |
| | 5012780 | VITA It Infrastructu | 0.00 | 255.15 | 2,565.89 | (2,565.89) |
| | 5012980 | Inter-Agy Recvry Con | 0.00 | 0.00 | 0.00 | 0.00 |
| Task Total : | | | 0.00 | 4,591.58 | 155,380.62 | (155,380.62) |
| 214000 | 5011110 | Employer Retire Cont | 0.00 | 267.28 | 14,013.30 | (14,013.30) |
| | 5011120 | Salary Social Secur | 0.00 | 139.65 | 6,652.94 | (6,652.94) |
| | 5011140 | Group Life Insurance | 0.00 | 25.96 | 1,351.36 | (1,351.36) |
| | 5011150 | Employer Health Ins | 0.00 | 533.00 | 29,741.00 | (29,741.00) |
| | 5011160 | Retiree Health Ins C | 0.00 | 23.38 | 1,215.94 | (1,215.94) |
| | 5011170 | VSD& Longterm Disa | 0.00 | 13.08 | 683.86 | (683.86) |
| | 5011230 | Salaries, Classified | 0.00 | 1,981.33 | 93,633.45 | (93,633.45) |
| | 5011380 | Deferred Comp Match | 0.00 | 10.00 | 310.00 | (310.00) |
| | 5011530 | Short-Term Disabilic | 0.00 | 0.00 | 8,127.35 | (8,127.35) |
| | 5012110 | Express Services | 0.00 | 0.00 | 7.89 | (7.89) |
| | 5012140 | Postal Services | 0.00 | 0.00 | 190.68 | (190.68) |
| | 5012160 | Telecom Services (VI | 0.00 | 0.00 | 873.20 | (873.20) |
| | 5012420 | Fiscal Services | 0.00 | 0.00 | 123.92 | (123.92) |
| | 5012460 | Public Info&Public R | 0.00 | 1,900.00 | 1,900.00 | (1,900.00) |
| | 5012480 | Media Services | 0.00 | 0.00 | 4,168.00 | (4,168.00) |
| | 5012490 | Recruitment Advertis | 0.00 | 1,250.00 | 4,310.00 | (4,310.00) |
| | 5012780 | VITA It Infrastructu | 0.00 | 431.66 | 4,705.09 | (4,705.09) |
| | 5012850 | Travel, Subsistence | 0.00 | 0.00 | 0.00 | 0.00 |
| | 5012980 | Inter-Agy Recvry Con | 0.00 | 0.00 | 0.00 | 0.00 |
| Task Total : | | | 0.00 | 6,575.34 | 172,007.98 | (172,007.98) |

| <u>Task</u> | <u>Account</u> | <u>Account Description</u> | <u>Budgeted Amount</u> | <u>Month Expended</u> | <u>Year-to-Date Expended</u> | <u>Unexpended Amount</u> |
|-------------------|----------------|----------------------------|------------------------|-----------------------|------------------------------|--------------------------|
| 215000 | 5011110 | Employer Retire Cont | 0.00 | 1,477.99 | 32,218.12 | (32,218.12) |
| | 5011120 | Salary Social Secur | 0.00 | 822.61 | 18,154.83 | (18,154.83) |
| | 5011140 | Group Life Insurance | 0.00 | 146.42 | 3,165.60 | (3,165.60) |
| | 5011150 | Employer Health Ins | 0.00 | 1,860.50 | 40,316.50 | (40,316.50) |
| | 5011160 | Retiree Health Ins C | 0.00 | 131.89 | 2,849.78 | (2,849.78) |
| | 5011170 | VSDR & Longterm Disa | 0.00 | 73.77 | 1,599.57 | (1,599.57) |
| | 5011280 | Salaries, Info Techn | 0.00 | 11,177.04 | 246,157.71 | (246,157.71) |
| | 5011310 | Bonuses & Incentives | 0.00 | 0.00 | 1,150.00 | (1,150.00) |
| | 5011380 | Deferred Comp Match | 0.00 | 40.00 | 960.00 | (960.00) |
| | 5011660 | DefcontMatch-VRS Hyb | 0.00 | 22.79 | 533.50 | (533.50) |
| | 5012160 | Telecom Services (VI | 0.00 | 0.00 | 1,931.66 | (1,931.66) |
| | 5012240 | Employee Training/Mor | 0.00 | 0.00 | 90.00 | (90.00) |
| | 5012280 | Employee It Train/Mo | 0.00 | 1,497.00 | 1,497.00 | (1,497.00) |
| | 5012410 | Auditing Services | 0.00 | 0.00 | 27,094.00 | (27,094.00) |
| | 5012420 | Fiscal Services | 0.00 | 0.00 | 371.76 | (371.76) |
| | 5012490 | Recruitment Advertis | 0.00 | 0.00 | 920.00 | (920.00) |
| | 5012680 | Skilled Services | 0.00 | 0.00 | 115.31 | (115.31) |
| | 5012720 | VITA Pass Thru Charg | 0.00 | 0.00 | 598.30 | (598.30) |
| | 5012780 | VITA It Infrastructu | 0.00 | 914.38 | 9,942.36 | (9,942.36) |
| | 5012820 | Travel, Personal Veh | 0.00 | 0.00 | 16.73 | (16.73) |
| | 5012830 | Travel, Public Carri | 0.00 | 0.00 | 107.07 | (107.07) |
| | 5012850 | Travel, Subsistence | 0.00 | 0.00 | 158.13 | (158.13) |
| | 5012880 | Travel, Meal Reimb-N | 0.00 | 0.00 | 180.25 | (180.25) |
| | 5013120 | Office Supplies | 0.00 | 0.00 | 879.03 | (879.03) |
| | 5013230 | Gasoline | 0.00 | 0.00 | 32.55 | (32.55) |
| | 5015410 | Agency Service Charg | 0.00 | 0.00 | 14.98 | (14.98) |
| | 5022170 | Other Computer Equip | 0.00 | 0.00 | 3,251.76 | (3,251.76) |
| | 5022180 | Computer Software Pu | 0.00 | 0.00 | 3,360.27 | (3,360.27) |
| | 5022620 | Office Furniture | 0.00 | 0.00 | 1,570.00 | (1,570.00) |
| Task Total | : | 215000 | 0.00 | 18,171.39 | 399,236.77 | (399,236.77) |
| 216000 | 5011110 | Employer Retire Cont | 0.00 | 393.46 | 7,157.91 | (7,157.91) |
| | 5011120 | Salary Social Secur | 0.00 | 214.87 | 3,517.56 | (3,517.56) |
| | 5011140 | Group Life Insurance | 0.00 | 38.21 | 689.99 | (689.99) |
| | 5011150 | Employer Health Ins | 0.00 | 297.50 | 2,677.50 | (2,677.50) |
| | 5011160 | Retiree Health Ins C | 0.00 | 34.42 | 621.01 | (621.01) |
| | 5011170 | VSDR & Longterm Disa | 0.00 | 19.25 | 349.25 | (349.25) |
| | 5011230 | Salaries, Classified | 0.00 | 2,916.67 | 47,132.10 | (47,132.10) |
| | 5011310 | Bonuses & Incentives | 0.00 | 0.00 | 400.00 | (400.00) |
| | 5011380 | Deferred Comp Match | 0.00 | 20.00 | 220.00 | (220.00) |
| | 5012140 | Postal Services | 0.00 | 0.00 | 11.28 | (11.28) |
| | 5012150 | Printing Services | 0.00 | 0.00 | 239.00 | (239.00) |
| | 5012160 | Telecom Services (VI | 0.00 | 0.00 | 1,585.15 | (1,585.15) |

| Task | Account | Account Description | Budgeted Amount | Month Expended | Year-to-Date Expended | Unexpended Amount |
|------------|---------|------------------------|-----------------|----------------|-----------------------|-------------------|
| | 5012240 | Employee Training/Wor | 0.00 | 0.00 | 20.00 | (20.00) |
| | 5012420 | Fiscal Services | 0.00 | 0.00 | 123.92 | (123.92) |
| | 5012450 | Personnel Management | 0.00 | 0.00 | 255.00 | (255.00) |
| | 5012460 | Public Info/Public R | 0.00 | 1,638.00 | 4,331.64 | (4,331.64) |
| | 5012480 | Media Services | 0.00 | 0.00 | 1,144.67 | (1,144.67) |
| | 5012780 | VITA It Infrastructure | 0.00 | 335.30 | 4,888.64 | (4,888.64) |
| | 5012820 | Travel, Personal Veh | 0.00 | 0.00 | 209.44 | (209.44) |
| | 5012830 | Travel, Public Carri | 0.00 | 0.00 | 178.45 | (178.45) |
| | 5012840 | Travel, St Owned/Lea | 0.00 | 0.00 | 87.12 | (87.12) |
| | 5012850 | Travel, Subsistence | 0.00 | 0.00 | 225.36 | (225.36) |
| | 5012880 | Travel, Meal Reimb-N | 0.00 | 0.00 | 184.00 | (184.00) |
| | 5013130 | Stationary & Forms | 0.00 | 0.00 | 66.25 | (66.25) |
| | 5015410 | Agency Service Charg | 0.00 | 0.00 | 5.14 | (5.14) |
| | 5022320 | Photographic Equipme | 0.00 | 0.00 | 187.98 | (187.98) |
| Task Total | : | | 0.00 | 5,907.68 | 76,508.36 | (76,508.36) |
| 217000 | 5011110 | Employer Retire Cont | 0.00 | 918.58 | 21,169.02 | (21,169.02) |
| | 5011120 | Salary Social Secur | 0.00 | 548.35 | 12,150.95 | (12,150.95) |
| | 5011140 | Group Life Insurance | 0.00 | 91.27 | 2,089.10 | (2,089.10) |
| | 5011150 | Employer Health Ins | 0.00 | 1,711.75 | 34,683.00 | (34,683.00) |
| | 5011160 | Retiree Health Ins C | 0.00 | 82.22 | 1,880.43 | (1,880.43) |
| | 5011170 | VSDB & Longterm Disa | 0.00 | 45.99 | 1,056.63 | (1,056.63) |
| | 5011230 | Salaries, Classified | 0.00 | 6,304.83 | 159,927.95 | (159,927.95) |
| | 5011310 | Bonuses & Incentives | 0.00 | 0.00 | 1,625.00 | (1,625.00) |
| | 5011380 | Deferred Comp Match | 0.00 | 32.50 | 727.50 | (727.50) |
| | 5011660 | DefContMatch-VRS Hyb | 0.00 | 21.38 | 474.64 | (474.64) |
| | 5012140 | Postal Services | 0.00 | 0.00 | 18.14 | (18.14) |
| | 5012150 | Printing Services | 0.00 | 0.00 | (355.60) | 355.60 |
| | 5012160 | Telecom Services (VI | 0.00 | 0.00 | 2,652.67 | (2,652.67) |
| | 5012190 | Inbound Freight Serv | 0.00 | 0.00 | 273.90 | (273.90) |
| | 5012220 | Publication Subscrip | 0.00 | 2,000.00 | 2,000.00 | (2,000.00) |
| | 5012240 | Employee Training/Wor | 0.00 | 0.00 | 685.00 | (685.00) |
| | 5012270 | Employee Training Tr | 0.00 | 0.00 | 294.72 | (294.72) |
| | 5012420 | Fiscal Services | 0.00 | 0.00 | 619.60 | (619.60) |
| | 5012640 | Food & Dietary Servi | 0.00 | 0.00 | 19.99 | (19.99) |
| | 5012780 | VITA It Infrastructure | 0.00 | 255.15 | 1,567.41 | (1,567.41) |
| | 5012790 | Computer Software Dev | 0.00 | 0.00 | 600.00 | (600.00) |
| | 5012820 | Travel, Personal Veh | 0.00 | 0.00 | 785.20 | (785.20) |
| | 5012840 | Travel, St Owned/Lea | 0.00 | 0.00 | 81.96 | (81.96) |
| | 5012850 | Travel, Subsistence | 0.00 | 0.00 | 405.55 | (405.55) |
| | 5012880 | Travel, Meal Reimb-N | 0.00 | 0.00 | 605.75 | (605.75) |
| | 5012980 | Inter-Agy Recvry Con | 0.00 | 0.00 | 0.00 | 0.00 |
| | 5013120 | Office Supplies | 0.00 | 0.00 | 353.16 | (353.16) |
| | 5015410 | Agency Service Charg | 0.00 | 0.00 | 2.17 | (2.17) |

| <u>Task</u> | <u>Account</u> | <u>Account Description</u> | <u>Budgeted Amount</u> | <u>Month Expended</u> | <u>Year-to-Date Expended</u> | <u>Unexpended Amount</u> |
|---------------------|----------------|----------------------------|------------------------|-----------------------|------------------------------|--------------------------|
| | 5022620 | Office Furniture | 0.00 | 0.00 | 450.00 | (450.00) |
| Task Total : | | | 0.00 | 12,012.02 | 246,843.84 | (246,843.84) |
| 218000 | 5011110 | Employer Retire Cont | 0.00 | 956.57 | 22,030.69 | (22,030.69) |
| | 5011120 | Salary Social Secur | 0.00 | 546.80 | 11,790.29 | (11,790.29) |
| | 5011140 | Group Life Insurance | 0.00 | 95.41 | 2,169.92 | (2,169.92) |
| | 5011150 | Employer Health Ins | 0.00 | 1,079.00 | 24,340.50 | (24,340.50) |
| | 5011160 | Retiree Health Ins C | 0.00 | 85.94 | 1,953.34 | (1,953.34) |
| | 5011170 | VSDB & Longterm Disa | 0.00 | 48.07 | 1,096.63 | (1,096.63) |
| | 5011220 | Salaries, Appointed | 0.00 | 5,554.04 | 133,296.96 | (133,296.96) |
| | 5011230 | Salaries, Classified | 0.00 | 1,729.17 | 34,583.40 | (34,583.40) |
| | 5011310 | Bonuses & Incentives | 0.00 | 0.00 | 100.00 | (100.00) |
| | 5011380 | Deferred Comp Match | 0.00 | 20.00 | 480.00 | (480.00) |
| | 5011660 | DefconMatch-VRS Hyb | 0.00 | 25.94 | 423.66 | (423.66) |
| | 5012140 | Postal Services | 0.00 | 0.00 | 6.60 | (6.60) |
| | 5012150 | Printing Services | 0.00 | 0.00 | 26.00 | (26.00) |
| | 5012160 | Telecom Services (VI | 0.00 | 0.00 | 1,364.81 | (1,364.81) |
| | 5012210 | Organization Members | 0.00 | 0.00 | 35.00 | (35.00) |
| | 5012240 | Employee Training/Mor | 0.00 | 0.00 | 120.00 | (120.00) |
| | 5012270 | Employee Training Tr | 0.00 | 0.00 | 720.80 | (720.80) |
| | 5012420 | Fiscal Services | 0.00 | 0.00 | 247.84 | (247.84) |
| | 5012670 | Production Services | 0.00 | 174.73 | 174.73 | (174.73) |
| | 5012780 | VITA It Infrastructure | 0.00 | 230.74 | 3,051.67 | (3,051.67) |
| | 5012820 | Travel, Personal Veh | 0.00 | 0.00 | 1,615.96 | (1,615.96) |
| | 5012830 | Travel, Public Carri | 0.00 | 0.00 | 142.76 | (142.76) |
| | 5012840 | Travel, St Owned/Lea | 0.00 | 0.00 | 1,019.86 | (1,019.86) |
| | 5012850 | Travel, Subsistence | 0.00 | 0.00 | 2,357.42 | (2,357.42) |
| | 5012880 | Travel, Meal Reimb-N | 0.00 | 0.00 | 1,480.75 | (1,480.75) |
| | 5012980 | Inter-Agy Recvry Con | 0.00 | 0.00 | 0.00 | 0.00 |
| | 5013120 | Office Supplies | 0.00 | 0.00 | 92.00 | (92.00) |
| | 5013230 | Gasoline | 0.00 | 0.00 | 31.16 | (31.16) |
| | 5014130 | Premiums | 0.00 | 0.00 | 2,000.00 | (2,000.00) |
| | 5015410 | Agency Service Charg | 0.00 | 0.00 | 1.71 | (1.71) |
| Task Total : | | | 0.00 | 10,546.41 | 246,754.46 | (246,754.46) |
| 219000 | 5011110 | Employer Retire Cont | 0.00 | 349.71 | 8,603.87 | (8,603.87) |
| | 5011120 | Salary Social Secur | 0.00 | 221.87 | 5,363.36 | (5,363.36) |
| | 5011140 | Group Life Insurance | 0.00 | 38.21 | 913.54 | (913.54) |
| | 5011160 | Retiree Health Ins C | 0.00 | 34.42 | 822.29 | (822.29) |
| | 5011170 | VSDB & Longterm Disa | 0.00 | 19.25 | 462.00 | (462.00) |
| | 5011230 | Salaries, Classified | 0.00 | 2,916.67 | 70,000.08 | (70,000.08) |
| | 5011660 | DefconMatch-VRS Hyb | 0.00 | 43.75 | 860.46 | (860.46) |
| | 5012420 | Fiscal Services | 0.00 | 0.00 | 123.92 | (123.92) |

| <u>Task</u> | <u>Account</u> | <u>Account Description</u> | <u>Budgeted Amount</u> | <u>Month Expended</u> | <u>Year-to-Date Expended</u> | <u>Unexpended Amount</u> |
|---------------------|----------------|----------------------------|------------------------|-----------------------|------------------------------|--------------------------|
| | 5012780 | VITA It Infrastructure | 0.00 | 139.09 | 1,390.90 | (1,390.90) |
| Task Total : | | | 0.00 | 3,762.97 | 88,540.42 | (88,540.42) |
| 230000 | 5012140 | Postal Services | 0.00 | 0.00 | 13.59 | (13.59) |
| | 5012240 | Employee Training/Wor | 0.00 | 0.00 | 3,850.00 | (3,850.00) |
| | 5012640 | Food & Dietary Servi | 0.00 | 0.00 | 766.70 | (766.70) |
| | 5012820 | Travel, Personal Veh | 0.00 | 0.00 | 88.56 | (88.56) |
| | 5012850 | Travel, Subistence | 0.00 | 0.00 | 107.37 | (107.37) |
| | 5012880 | Travel, Meal Reimb-N | 0.00 | 0.00 | 77.25 | (77.25) |
| | 5014130 | Premiums | 0.00 | 0.00 | 2,500.00 | (2,500.00) |
| | 5014310 | Cat Aid-Local Govtse | 0.00 | 0.00 | 52,596.00 | (52,596.00) |
| | 5014410 | Payments To Substate | 0.00 | 0.00 | 40,000.00 | (40,000.00) |
| | 5014520 | Grnt-Nongovernmental | 0.00 | 0.00 | 140,950.00 | (140,950.00) |
| Task Total : | | | 0.00 | 0.00 | 240,949.47 | (240,949.47) |
| 235000 | 5011120 | Salary Social Secur | 0.00 | 0.00 | 0.00 | 0.00 |
| | 5011130 | Wage Social Security | 0.00 | (135.81) | 1,335.65 | (1,335.65) |
| | 5011310 | Bonuses & Incentives | 0.00 | 0.00 | 0.00 | 0.00 |
| | 5011410 | Wages, General | 0.00 | (1,549.65) | (3,168.70) | 3,168.70 |
| | 5012140 | Postal Services | 0.00 | (8.30) | 0.00 | 0.00 |
| | 5012240 | Employee Training/Wor | 0.00 | 0.00 | 0.00 | 0.00 |
| | 5012420 | Fiscal Services | 0.00 | 0.00 | 0.00 | 0.00 |
| | 5014520 | Grnt-Nongovernmental | 0.00 | (11,627.35) | 5,673.87 | (5,673.87) |
| Task Total : | | | 0.00 | (13,321.11) | 3,840.82 | (3,840.82) |
| 236000 | 5011110 | Employer Retire Cont | 0.00 | 47.90 | 1,152.18 | (1,152.18) |
| | 5011120 | Salary Social Secur | 0.00 | 23.87 | 574.51 | (574.51) |
| | 5011140 | Group Life Insurance | 0.00 | 4.65 | 111.17 | (111.17) |
| | 5011150 | Employer Health Ins | 0.00 | 985.57 | 2,240.13 | (2,240.13) |
| | 5011160 | Retiree Health Ins C | 0.00 | 4.19 | 100.10 | (100.10) |
| | 5011170 | VSDB & Longterm Disa | 0.00 | 2.34 | 56.16 | (56.16) |
| | 5011230 | Salaries, Classified | 0.00 | 1,888.61 | 7,297.07 | (7,297.07) |
| | 5011380 | Deferred Comp Match | 0.00 | 2.60 | 62.40 | (62.40) |
| | 5011530 | Short-Term Disabilit | 0.00 | 0.00 | 298.58 | (298.58) |
| | 5012420 | Fiscal Services | 0.00 | 0.00 | 19.83 | (19.83) |
| | 5012780 | VITA It Infrastructure | 0.00 | 22.25 | 222.50 | (222.50) |
| | 5012820 | Travel, Personal Veh | 0.00 | 0.00 | 54.12 | (54.12) |
| | 5012850 | Travel, Subistence | 0.00 | 0.00 | 268.07 | (268.07) |
| | 5012880 | Travel, Meal Reimb-N | 0.00 | 0.00 | 134.49 | (134.49) |
| | 5013120 | Office Supplies | 0.00 | 0.00 | 175.00 | (175.00) |
| | 5013230 | Gaoline | 0.00 | 0.00 | 8.69 | (8.69) |

| <u>Task</u> | <u>Account</u> | <u>Account Description</u> | <u>Budgeted Amount</u> | <u>Month Expended</u> | <u>Year-to-Date Expended</u> | <u>Unexpended Amount</u> |
|-------------|----------------|----------------------------|------------------------|-----------------------|------------------------------|--------------------------|
| 251000 | Task Total : | 256000 | 0.00 | 2,981.98 | 12,775.00 | (12,775.00) |
| | 5011110 | Employer Retire Cont | 0.00 | (275.80) | (179.55) | 179.55 |
| | 5011140 | Group Life Insurance | 0.00 | 32.36 | (16.18) | 16.18 |
| | 5011150 | Employer Health Ins | 0.00 | (136.00) | 0.00 | 0.00 |
| | 5011160 | Retiree Health Ins C | 0.00 | (11.40) | (14.56) | 14.56 |
| | 5011170 | VSD & Longterm Disa | 0.00 | (6.40) | (8.13) | 8.13 |
| | 5011230 | Salaries, Classified | 0.00 | 0.00 | 0.00 | 0.00 |
| 252000 | Task Total : | 251000 | 0.00 | (397.24) | (218.42) | 218.42 |
| | 5011110 | Employer Retire Cont | 0.00 | 294.47 | 7,062.74 | (7,062.74) |
| | 5011120 | Salary Social Secur | 0.00 | 188.43 | 4,530.84 | (4,530.84) |
| | 5011130 | Wage Social Security | 0.00 | 31.37 | 368.98 | (368.98) |
| | 5011140 | Group Life Insurance | 0.00 | 33.88 | 807.80 | (807.80) |
| | 5011150 | Employer Health Ins | 0.00 | 1,023.21 | 16,503.05 | (16,503.05) |
| | 5011160 | Retiree Health Ins C | 0.00 | 30.52 | 727.14 | (727.14) |
| | 5011170 | VSD & Longterm Disa | 0.00 | 17.07 | 408.56 | (408.56) |
| | 5011230 | Salaries, Classified | 0.00 | 3,221.73 | 62,111.87 | (62,111.87) |
| | 5011310 | Bonuses & Incentives | 0.00 | 0.00 | 104.00 | (104.00) |
| | 5011380 | Deferred Comp Match | 0.00 | 4.50 | 102.75 | (102.75) |
| | 5011410 | Wages, General | 0.00 | 410.18 | 5,028.23 | (5,028.23) |
| | 5011660 | DefContMatch-VRS Hyb | 0.00 | 54.45 | 1,306.80 | (1,306.80) |
| | 5012420 | Fiscal Services | 0.00 | 0.00 | 291.21 | (291.21) |
| | 5012780 | VITA It Infrastructu | 0.00 | 156.10 | 1,539.54 | (1,539.54) |
| 253000 | Task Total : | 252000 | 0.00 | 5,465.91 | 100,893.51 | (100,893.51) |
| | 5011120 | Salary Social Secur | 0.00 | 0.00 | 17.75 | (17.75) |
| | 5011130 | Wage Social Security | 0.00 | 30.45 | 358.12 | (358.12) |
| | 5011150 | Employer Health Ins | 0.00 | 0.00 | 14,709.05 | (14,709.05) |
| | 5011230 | Salaries, Classified | 0.00 | 0.00 | 34,665.81 | (34,665.81) |
| | 5011310 | Bonuses & Incentives | 0.00 | 0.00 | 33.00 | (33.00) |
| | 5011410 | Wages, General | 0.00 | 398.12 | 4,880.33 | (4,880.33) |
| | 5012160 | Telecom Services (VI | 0.00 | 0.00 | 317.50 | (317.50) |
| | 5012420 | Fiscal Services | 0.00 | 0.00 | 40.89 | (40.89) |
| | 5012780 | VITA It Infrastructu | 0.00 | 4.75 | 47.50 | (47.50) |
| 254000 | Task Total : | 253000 | 0.00 | 433.32 | 55,069.95 | (55,069.95) |
| | 5011110 | Employer Retire Cont | 0.00 | 654.34 | 16,204.57 | (16,204.57) |
| | 5011120 | Salary Social Secur | 0.00 | 745.26 | 12,805.54 | (12,805.54) |
| | 5011130 | Wage Social Security | 0.00 | 30.46 | 358.10 | (358.10) |
| | 5011140 | Group Life Insurance | 0.00 | 132.40 | 2,239.86 | (2,239.86) |
| | 5011150 | Employer Health Ins | 0.00 | 1,376.50 | 27,733.50 | (27,733.50) |

| <u>Task</u> | <u>Account</u> | <u>Account Description</u> | <u>Budgeted Amount</u> | <u>Month Expended</u> | <u>Year-to-Date Expended</u> | <u>Unexpended Amount</u> |
|---------------------|----------------|----------------------------|------------------------|-----------------------|------------------------------|--------------------------|
| | 5011160 | Retiree Health Ins C | 0.00 | 119.26 | 2,016.74 | (2,016.74) |
| | 5011170 | VSDB & Longterm Disa | 0.00 | 35.08 | 846.34 | (846.34) |
| | 5011190 | Employer Retire-Defi | 0.00 | 407.29 | 3,887.77 | (3,887.77) |
| | 5011230 | Salaries, Classified | 0.00 | 10,106.63 | 171,120.84 | (171,120.84) |
| | 5011310 | Bonuses & Incentives | 0.00 | 0.00 | 33.00 | (33.00) |
| | 5011380 | Deferred Comp Match | 0.00 | 20.00 | 260.00 | (260.00) |
| | 5011410 | Wages, General | 0.00 | 398.10 | 4,880.24 | (4,880.24) |
| | 5011620 | Salaries, Annual Lea | 0.00 | 0.00 | 2,105.73 | (2,105.73) |
| | 5011660 | DefConMatch-VRS Hyb | 0.00 | 62.64 | 1,124.68 | (1,124.68) |
| | 5012150 | Printing Services | 0.00 | 0.00 | 512.77 | (512.77) |
| | 5012160 | Telecom Services (VI | 0.00 | 0.00 | 45,013.83 | (45,013.83) |
| | 5012170 | Telecom Services (No | 0.00 | 236.34 | 1,654.38 | (1,654.38) |
| | 5012210 | Organization Members | 0.00 | 0.00 | 275.00 | (275.00) |
| | 5012240 | Employee Training/Wor | 0.00 | 0.00 | 2,037.00 | (2,037.00) |
| | 5012420 | Fiscal Services | 0.00 | 0.00 | 536.57 | (536.57) |
| | 5012450 | Personnel Management | 0.00 | 0.00 | 164.53 | (164.53) |
| | 5012480 | Media Services | 0.00 | 0.00 | 8.00 | (8.00) |
| | 5012640 | Food & Dietary Servi | 0.00 | 0.00 | 1,148.90 | (1,148.90) |
| | 5012680 | Skilled Services | 0.00 | 0.00 | 347.48 | (347.48) |
| | 5012720 | VITA Pass Thru Charg | 0.00 | 0.00 | 6,170.40 | (6,170.40) |
| | 5012820 | VITA It Infrastructu | 0.00 | 12,465.96 | 65,822.04 | (65,822.04) |
| | 5012830 | Travel, Personal Veh | 0.00 | 0.00 | 427.49 | (427.49) |
| | 5012850 | Travel, Public Carri | 0.00 | 0.00 | 350.00 | (350.00) |
| | 5012880 | Travel, Subistence | 0.00 | 0.00 | 1,801.45 | (1,801.45) |
| | 5013090 | Chrg Crd Purchase Sup | 0.00 | 0.00 | 517.50 | (517.50) |
| | 5013120 | Office Supplies | 0.00 | 0.00 | 0.00 | 0.00 |
| | 5014130 | Premiums | 0.00 | 0.00 | 5,400.34 | (5,400.34) |
| | 5014520 | Gntt-Nongovernmental | 0.00 | 0.00 | 34,530.95 | (34,530.95) |
| | 5015410 | Agency Service Charg | 0.00 | 0.00 | 2,500.00 | (2,500.00) |
| | 5022180 | Computer Software Pu | 0.00 | 0.00 | 13.71 | (13.71) |
| | 5022630 | Office Incidentals | 0.00 | 462.21 | 210.79 | (210.79) |
| | | | | | 462.21 | (462.21) |
| Task Total : | | 254000 | 0.00 | 27,252.47 | 415,522.25 | (415,522.25) |
| 270000 | 5011110 | Employer Retire Cont | 0.00 | 897.37 | 25,553.48 | (25,553.48) |
| | 5011120 | Salary Social Secur | 0.00 | 693.85 | 16,571.10 | (16,571.10) |
| | 5011140 | Group Life Insurance | 0.00 | 87.39 | 2,770.35 | (2,770.35) |
| | 5011150 | Employer Health Ins | 0.00 | 1,227.75 | 29,359.00 | (29,359.00) |
| | 5011160 | Retiree Health Ins C | 0.00 | 89.12 | 2,502.83 | (2,502.83) |
| | 5011170 | VSDB & Longterm Disa | 0.00 | 49.87 | 1,406.58 | (1,406.58) |
| | 5011230 | Salaries, Classified | 0.00 | 9,319.23 | 221,052.24 | (221,052.24) |
| | 5011310 | Bonuses & Incentives | 0.00 | 0.00 | 1,475.00 | (1,475.00) |
| | 5011380 | Deferred Comp Match | 0.00 | 40.00 | 960.00 | (960.00) |
| | 5011660 | DefConMatch-VRS Hyb | 0.00 | 147.99 | 3,256.58 | (3,256.58) |

| <u>Task</u> | <u>Account</u> | <u>Account Description</u> | <u>Budgeted Amount</u> | <u>Month Expended</u> | <u>Year-to-Date Expended</u> | <u>Unexpended Amount</u> |
|-------------------|----------------|----------------------------|------------------------|-----------------------|------------------------------|--------------------------|
| | 5012140 | Postal Services | 0.00 | 0.00 | 239.69 | (239.69) |
| | 5012150 | Printing Services | 0.00 | 18.50 | 139.00 | (139.00) |
| | 5012160 | Telecom Services (VI | 0.00 | 0.00 | 2,047.96 | (2,047.96) |
| | 5012190 | Inbound Freight Serv | 0.00 | 0.00 | 27.72 | (27.72) |
| | 5012210 | Organization Members | 0.00 | 0.00 | 410.00 | (410.00) |
| | 5012240 | Employee Training/Mor | 0.00 | 300.00 | 735.30 | (735.30) |
| | 5012270 | Employee Training Tr | 0.00 | 0.00 | 736.80 | (736.80) |
| | 5012420 | Fiscal Services | 0.00 | 0.00 | 495.68 | (495.68) |
| | 5012460 | Public InfoPublic R | 0.00 | 0.00 | 333.00 | (333.00) |
| | 5012480 | Media Services | 0.00 | 0.00 | 1,939.31 | (1,939.31) |
| | 5012640 | Food & Dietary Servi | 0.00 | 129.88 | 815.77 | (815.77) |
| | 5012780 | VITA It Infrastructu | 0.00 | 6,990.84 | 14,684.87 | (14,684.87) |
| | 5012820 | Travel, Personal Veh | 0.00 | 16.05 | 3,684.34 | (3,684.34) |
| | 5012840 | Travel, St Owned/Lea | 0.00 | 0.00 | 663.64 | (663.64) |
| | 5012850 | Travel, Subsistence | 0.00 | 0.00 | 859.05 | (859.05) |
| | 5012880 | Travel, Meal Reimb-N | 0.00 | 0.00 | 701.00 | (701.00) |
| | 5012980 | Inter-Agy Recvry Con | 0.00 | 0.00 | 0.00 | 0.00 |
| | 5013120 | Office Supplies | 0.00 | 0.00 | 672.45 | (672.45) |
| | 5015410 | Agency Service Charg | 0.00 | 0.00 | 5.52 | (5.52) |
| | 5022180 | Computer Software Pu | 0.00 | 0.00 | 5,525.34 | (5,525.34) |
| Task Total | : | 270000 | 0.00 | 20,007.84 | 339,623.60 | (339,623.60) |
| 302000 | 5011110 | Employer Retire Cont | 0.00 | 135.69 | 2,615.44 | (2,615.44) |
| | 5011120 | Salary Social Secur | 0.00 | 77.63 | 1,433.35 | (1,433.35) |
| | 5011140 | Group Life Insurance | 0.00 | 14.25 | 270.81 | (270.81) |
| | 5011150 | Employer Health Ins | 0.00 | 1,125.25 | 17,134.25 | (17,134.25) |
| | 5011160 | Retiree Health Ins C | 0.00 | 12.83 | 243.71 | (243.71) |
| | 5011170 | VSDR & Longterm Disa | 0.00 | 7.18 | 136.76 | (136.76) |
| | 5011230 | Salaries, Classified | 0.00 | 3,564.97 | 49,548.00 | (49,548.00) |
| | 5011380 | Deferred Comp Match | 0.00 | 1.00 | 24.00 | (24.00) |
| | 5011660 | DefContMatch--VRS Hyb | 0.00 | 11.08 | 185.25 | (185.25) |
| | 5012140 | Postal Services | 0.00 | 40.14 | 40.14 | (40.14) |
| | 5012170 | Telecom Services (No | 0.00 | 887.63 | 887.63 | (887.63) |
| | 5012190 | Inbound Freight Serv | 0.00 | 0.00 | 21.09 | (21.09) |
| | 5012240 | Employee Training/Mor | 0.00 | 0.00 | 380.00 | (380.00) |
| | 5012420 | Fiscal Services | 0.00 | 0.00 | 12.39 | (12.39) |
| | 5012490 | Recruitment Advertis | 0.00 | 0.00 | 447.50 | (447.50) |
| | 5012590 | Vehicle Repair & Mai | 0.00 | 0.00 | 326.00 | (326.00) |
| | 5012780 | VITA It Infrastructu | 0.00 | 76.50 | 385.62 | (385.62) |
| | 5012820 | Travel, Personal Veh | 0.00 | 0.00 | 167.99 | (167.99) |
| | 5012830 | Travel, Public Carri | 0.00 | 0.00 | 393.26 | (393.26) |
| | 5012840 | Travel, St Owned/Lea | 0.00 | 0.00 | 97.63 | (97.63) |
| | 5012850 | Travel, Subsistence | 0.00 | 0.00 | 1,735.03 | (1,735.03) |
| | 5012880 | Travel, Meal Reimb-N | 0.00 | 0.00 | 712.62 | (712.62) |

| <u>Task</u> | <u>Account</u> | <u>Account Description</u> | <u>Budgeted Amount</u> | <u>Month Expended</u> | <u>Year-to-Date Expended</u> | <u>Unexpended Amount</u> |
|---------------------|----------------|----------------------------|------------------------|-----------------------|------------------------------|--------------------------|
| | 5013120 | Office Supplies | 0.00 | 12.75 | 134.76 | (134.76) |
| | 5013230 | Gasoline | 0.00 | 0.00 | 1,986.42 | (1,986.42) |
| | 5014310 | Cat Aid-Local Govt& | 0.00 | 2,500.00 | 7,500.00 | (7,500.00) |
| | 5014410 | Payments to Substate | 0.00 | 2,500.00 | 5,000.00 | (5,000.00) |
| | 5014520 | Grnt-Nongovernmental | 0.00 | 2,500.00 | 2,500.00 | (2,500.00) |
| | 5014810 | Statewide Ind Cost R | 0.00 | 473.79 | 749.17 | (749.17) |
| | 5014820 | Agency Indirect Cost | 0.00 | 18,327.09 | 28,979.63 | (28,979.63) |
| | 5015350 | Building Rentals | 0.00 | 0.00 | 910.50 | (910.50) |
| Task Total : | | | 0.00 | 32,267.78 | 124,958.95 | (124,958.95) |
| 303000 | 5012140 | Postal Services | 0.00 | (4.60) | 0.00 | 0.00 |
| Task Total : | | | 0.00 | (4.60) | 0.00 | 0.00 |
| 318000 | 5014310 | Cat Aid-Local Govt& | 0.00 | 7,445.93 | 7,445.93 | (7,445.93) |
| Task Total : | | | 0.00 | 7,445.93 | 7,445.93 | (7,445.93) |
| 320000 | 5012140 | Postal Services | 0.00 | (197.20) | 0.00 | 0.00 |
| | 5012420 | Fiscal Services | 0.00 | 0.00 | 365.93 | (365.93) |
| | 5012620 | Travel, Personal Veh | 0.00 | 0.00 | 442.80 | (442.80) |
| | 5012850 | Travel, Subsistence | 0.00 | 0.00 | 204.38 | (204.38) |
| | 5012880 | Travel, Meal Reimb-N | 0.00 | 0.00 | 204.00 | (204.00) |
| | 5012980 | Inter-Agy Recvry Con | 0.00 | 0.00 | 0.00 | 0.00 |
| | 5013120 | Office Supplies | 0.00 | 0.00 | 1,295.00 | (1,295.00) |
| | 5014520 | Grnt-Nongovernmental | 0.00 | 0.00 | 9,119.26 | (9,119.26) |
| Task Total : | | | 0.00 | (197.20) | 11,631.37 | (11,631.37) |
| 321000 | 5011110 | Employer Retire Cont | 0.00 | 0.00 | 136.44 | (136.44) |
| | 5011120 | Salary Social Secur | 0.00 | 0.00 | 69.46 | (69.46) |
| | 5011140 | Group Life Insurance | 0.00 | 0.00 | 12.28 | (12.28) |
| | 5011150 | Employer Health Ins | 0.00 | 0.00 | (241.57) | 241.57 |
| | 5011160 | Retiree Health Ins C | 0.00 | 0.00 | 10.84 | (10.84) |
| | 5011170 | VSDB & Longterm Disa | 0.00 | 0.00 | 6.81 | (6.81) |
| | 5011230 | Salaries, Classified | 0.00 | 0.00 | 0.00 | 0.00 |
| | 5011660 | DeftContMatch-VRS Hyb | 0.00 | 0.00 | 10.32 | (10.32) |
| | 5012140 | Postal Services | 0.00 | (3.63) | 0.00 | 0.00 |
| | 5012150 | Printing Services | 0.00 | 5,400.19 | 5,400.19 | (5,400.19) |
| | 5012190 | Inbound Freight Serv | 0.00 | 0.00 | 42.60 | (42.60) |
| | 5012210 | Organization Members | 0.00 | 0.00 | 900.00 | (900.00) |
| | 5012240 | Employee Training/Mor | 0.00 | 0.00 | 49.00 | (49.00) |
| | 5012270 | Employee Training Tr | 0.00 | 0.00 | 1,253.70 | (1,253.70) |
| | 5012440 | Management Services | 0.00 | 0.00 | 33,120.52 | (33,120.52) |

| <u>Task</u> | <u>Account</u> | <u>Account Description</u> | <u>Budgeted Amount</u> | <u>Month Expended</u> | <u>Year-to-Date Expended</u> | <u>Unexpended Amount</u> |
|---------------------|----------------|----------------------------|------------------------|-----------------------|------------------------------|--------------------------|
| | 5012610 | Architectur & Engin | 0.00 | 30,331.51 | 88,769.89 | (88,769.89) |
| | 5012640 | Food & Dietary Servi | 0.00 | 0.00 | 21.99 | (21.99) |
| | 5012680 | Skilled Services | 0.00 | 8,250.00 | 81,001.82 | (81,001.82) |
| | 5012850 | Travel, Subistence | 0.00 | 0.00 | 1,398.40 | (1,398.40) |
| | 5012880 | Travel, Meal Reimb-N | 0.00 | 0.00 | 473.00 | (473.00) |
| | 5013120 | Office Supplies | 0.00 | 0.00 | 1,313.92 | (1,313.92) |
| | 5013130 | Stationary & Forms | 0.00 | 717.00 | 717.00 | (717.00) |
| | 5013230 | Gasoline | 0.00 | 0.00 | 58.66 | (58.66) |
| | 5014130 | Premiums | 0.00 | 0.00 | 500.00 | (500.00) |
| | 5014310 | Cat Aid-Local Govt&c | 0.00 | 0.00 | 40,000.00 | (40,000.00) |
| | 5014520 | Grnt-Nongovernmental | 0.00 | 5,000.00 | 157,962.00 | (157,962.00) |
| | 5015410 | Agency Service Charg | 0.00 | 0.00 | 222.73 | (222.73) |
| Task Total : | 321000 | | 0.00 | 49,695.07 | 413,210.00 | (413,210.00) |
| 322000 | 5012840 | Travel, St Owned/Lea | 0.00 | 0.00 | 41.41 | (41.41) |
| | 5014310 | Cat Aid-Local Govt&c | 0.00 | 0.00 | 141,813.41 | (141,813.41) |
| Task Total : | 322000 | | 0.00 | 0.00 | 141,854.82 | (141,854.82) |
| 323000 | 5014410 | Payments To Substrate | 0.00 | 52,092.51 | 56,163.74 | (56,163.74) |
| | 5014520 | Grnt-Nongovernmental | 0.00 | 132,718.72 | 351,219.96 | (351,219.96) |
| Task Total : | 323000 | | 0.00 | 184,811.23 | 407,383.70 | (407,383.70) |
| 324000 | 5011110 | Employer Retire Cont | 0.00 | 261.54 | 6,296.07 | (6,296.07) |
| | 5011120 | Salary Social Secur | 0.00 | 196.91 | 4,715.53 | (4,715.53) |
| | 5011140 | Group Life Insurance | 0.00 | 34.30 | 820.05 | (820.05) |
| | 5011150 | Employer Health Ins | 0.00 | 297.50 | 7,114.00 | (7,114.00) |
| | 5011160 | Retiree Health Ins C | 0.00 | 30.89 | 737.96 | (737.96) |
| | 5011170 | VSDB & longterm Disa | 0.00 | 17.28 | 414.72 | (414.72) |
| | 5011230 | Salaries, Classified | 0.00 | 2,618.00 | 62,832.00 | (62,832.00) |
| | 5011660 | DeftContMatch-VRS Hyb | 0.00 | 91.63 | 2,199.12 | (2,199.12) |
| | 5012210 | Organization Members | 0.00 | 0.00 | 133.25 | (133.25) |
| | 5012240 | Employee Training/Mor | 0.00 | 0.00 | 129.00 | (129.00) |
| | 5012420 | Fiscal Services | 0.00 | 0.00 | 123.92 | (123.92) |
| | 5012780 | VITA It Infrastuctu | 0.00 | 139.10 | 1,390.94 | (1,390.94) |
| | 5012820 | Travel, Personal Veh | 0.00 | 0.00 | 42.31 | (42.31) |
| | 5012830 | Travel, Public Carri | 0.00 | 72.46 | 143.84 | (143.84) |
| | 5012850 | Travel, Subistence | 0.00 | 83.10 | 4,270.28 | (4,270.28) |
| | 5012880 | Travel, Meal Reimb-N | 0.00 | 88.50 | 2,967.71 | (2,967.71) |
| | 5013230 | Gasoline | 0.00 | 0.00 | 89.62 | (89.62) |
| Task Total : | 324000 | | 0.00 | 3,931.21 | 94,420.32 | (94,420.32) |

| <u>Task</u> | <u>Account</u> | <u>Account Description</u> | <u>Budgeted Amount</u> | <u>Month Expended</u> | <u>Year-to-Date Expended</u> | <u>Unexpended Amount</u> |
|---------------------|----------------|----------------------------|------------------------|-----------------------|------------------------------|--------------------------|
| 325000 | 5012490 | Recruitment Advertis | 0.00 | 0.00 | 0.00 | 0.00 |
| | 5012830 | Travel, Public Carri | 0.00 | 0.00 | 0.00 | 0.00 |
| | 5014310 | Cat Aid-Local Govt&c | 0.00 | 0.00 | 74,788.63 | (74,788.63) |
| Task Total : | | | 0.00 | 0.00 | 74,788.63 | (74,788.63) |
| 326000 | 5012780 | VITA It Infrastructu | 0.00 | (129.51) | 0.00 | 0.00 |
| Task Total : | | | 0.00 | (129.51) | 0.00 | 0.00 |
| 327000 | 5011110 | Employer Retire Cont | 0.00 | 433.58 | 3,749.40 | (3,749.40) |
| | 5011120 | Salary Social Secur | 0.00 | 81.14 | 1,708.53 | (1,708.53) |
| | 5011140 | Group Life Insurance | 0.00 | 15.29 | 365.56 | (365.56) |
| | 5011150 | Employer Health Ins | 0.00 | 1,481.63 | 8,907.96 | (8,907.96) |
| | 5011160 | Retiree Health Ins C | 0.00 | 31.43 | 319.29 | (319.29) |
| | 5011170 | VSDB & Longterm Disa | 0.00 | 17.58 | 179.28 | (179.28) |
| | 5011230 | Salaries, Classified | 0.00 | 2,887.40 | 25,274.10 | (25,274.10) |
| | 5011380 | Deferred Comp Match | 0.00 | 13.60 | 299.20 | (299.20) |
| | 5012420 | Fiscal Services | 0.00 | 0.00 | 84.27 | (84.27) |
| | 5012780 | VITA It Infrastructu | 0.00 | (317.18) | 393.13 | (393.13) |
| | 5012850 | Travel, Subsistence | 0.00 | 255.28 | 255.28 | (255.28) |
| | 5012860 | Travel, Meal Reimb-N | 0.00 | 160.00 | 160.00 | (160.00) |
| Task Total : | | | 0.00 | 5,059.75 | 41,696.00 | (41,696.00) |
| 328000 | 5012160 | Telecom Services (VI | 0.00 | (6.10) | 0.00 | 0.00 |
| | 5012780 | VITA It Infrastructu | 0.00 | 0.00 | 0.00 | 0.00 |
| | 5014520 | Grnt-Nongovernmental | 0.00 | 623,533.15 | 1,654,669.20 | (1,654,669.20) |
| Task Total : | | | 0.00 | 623,527.05 | 1,654,669.20 | (1,654,669.20) |
| 329000 | 5014410 | Payments To Substate | 0.00 | 46,787.14 | 262,199.70 | (262,199.70) |
| | 5014520 | Grnt-Nongovernmental | 0.00 | 0.00 | 122,620.00 | (122,620.00) |
| Task Total : | | | 0.00 | 46,787.14 | 384,819.70 | (384,819.70) |
| 330000 | 5011110 | Employer Retire Cont | 0.00 | 1,676.37 | 40,069.71 | (40,069.71) |
| | 5011120 | Salary Social Secur | 0.00 | 934.37 | 22,143.77 | (22,143.77) |
| | 5011140 | Group Life Insurance | 0.00 | 169.69 | 3,997.15 | (3,997.15) |
| | 5011150 | Employer Health Ins | 0.00 | (1,206.28) | 64,508.17 | (64,508.17) |
| | 5011160 | Retiree Health Ins C | 0.00 | 152.83 | 3,597.52 | (3,597.52) |
| | 5011170 | VSDB & Longterm Disa | 0.00 | 85.49 | 2,020.78 | (2,020.78) |
| | 5011230 | Salaries, Classified | 0.00 | 4,207.93 | 287,776.07 | (287,776.07) |
| | 5011310 | Bonuses & Incentives | 0.00 | 0.00 | 556.00 | (556.00) |

| <u>Task</u> | <u>Account</u> | <u>Account Description</u> | <u>Budgeted Amount</u> | <u>Month Expended</u> | <u>Year-to-Date Expended</u> | <u>Unexpended Amount</u> |
|-------------------|----------------|----------------------------|------------------------|-----------------------|------------------------------|--------------------------|
| | 5011380 | Deferred Comp Match | 0.00 | 85.90 | 1,991.60 | (1,991.60) |
| | 5011530 | Short-Term Disabillt | 0.00 | 0.00 | 2,687.23 | (2,687.23) |
| | 5011660 | DefconMatch-VRS Hyb | 0.00 | 71.10 | 1,319.13 | (1,319.13) |
| | 5012110 | Express Services | 0.00 | 0.00 | 32.80 | (32.80) |
| | 5012140 | Postal Services | 0.00 | 209.13 | 1,186.80 | (1,186.80) |
| | 5012150 | Printing Services | 0.00 | 802.16 | 811.91 | (811.91) |
| | 5012160 | Telecom Services (VI | 0.00 | 0.00 | 5,044.06 | (5,044.06) |
| | 5012190 | Inbound Freight Serv | 0.00 | 0.00 | 190.10 | (190.10) |
| | 5012240 | Employee Training/Mor | 0.00 | 50.00 | 433.93 | (433.93) |
| | 5012270 | Employee Training Tr | 0.00 | 0.00 | 1,031.52 | (1,031.52) |
| | 5012420 | Fiscal Services | 0.00 | 0.00 | 886.03 | (886.03) |
| | 5012470 | Legal Services | 0.00 | 0.00 | 115.31 | (115.31) |
| | 5012780 | VITA It Infrastructu | 0.00 | 969.06 | 10,045.02 | (10,045.02) |
| | 5012820 | Travel, Personal Veh | 0.00 | 0.00 | 221.90 | (221.90) |
| | 5012830 | Travel, Public Carri | 0.00 | 181.15 | 955.36 | (955.36) |
| | 5012840 | Travel, St Owned/Lea | 0.00 | 0.00 | 5,609.94 | (5,609.94) |
| | 5012850 | Travel, Subsistence | 0.00 | 350.60 | 6,873.64 | (6,873.64) |
| | 5012870 | Travel, Meal Reimb-R | 0.00 | 0.00 | 22.50 | (22.50) |
| | 5012880 | Travel, Meal Reimb-N | 0.00 | 241.50 | 4,087.75 | (4,087.75) |
| | 5012980 | Inter-Agy Recvry Con | 0.00 | 0.00 | 0.00 | 0.00 |
| | 5013120 | Office Supplies | 0.00 | 254.21 | 1,051.70 | (1,051.70) |
| | 5013230 | Gasoline | 0.00 | 25.00 | 257.89 | (257.89) |
| | 5013330 | Manufacturing Suppl | 0.00 | 0.00 | 14.00 | (14.00) |
| | 5014150 | Unemployment Comp Re | 0.00 | 0.00 | 4,347.00 | (4,347.00) |
| | 5015390 | Bldg Rental-NonState | 0.00 | 190.00 | 2,280.00 | (2,280.00) |
| | 5015410 | Agency Service Charg | 0.00 | 0.00 | 3.22 | (3.22) |
| Task Total | : | 330000 | 0.00 | 9,450.21 | 476,169.51 | (476,169.51) |
| 339000 | 5014520 | Grnt-Nongovernmental | 0.00 | 85,885.72 | 448,116.32 | (448,116.32) |
| Task Total | : | 339000 | 0.00 | 85,885.72 | 448,116.32 | (448,116.32) |
| 340000 | 5011110 | Employer Retire Cont | 0.00 | 1,174.11 | 25,511.13 | (25,511.13) |
| | 5011120 | Salary Social Secur | 0.00 | 566.42 | 13,651.17 | (13,651.17) |
| | 5011130 | Wage Social Security | 0.00 | 0.00 | 45.59 | (45.59) |
| | 5011140 | Group Life Insurance | 0.00 | 101.74 | 2,461.45 | (2,461.45) |
| | 5011150 | Employer Health Ins | 0.00 | 5,859.55 | 27,159.15 | (27,159.15) |
| | 5011160 | Retiree Health Ins C | 0.00 | 99.95 | 2,210.43 | (2,210.43) |
| | 5011170 | VSDB & Longterm Disa | 0.00 | 55.85 | 1,243.78 | (1,243.78) |
| | 5011230 | Salaries, Classified | 0.00 | 16,685.66 | 167,996.60 | (167,996.60) |
| | 5011310 | Bonuses & Incentives | 0.00 | 0.00 | 31.50 | (31.50) |
| | 5011380 | Deferred Comp Match | 0.00 | 35.00 | 825.20 | (825.20) |
| | 5011410 | Wages, General | 0.00 | 0.00 | 698.00 | (698.00) |
| | 5011530 | Short-Term Disabillt | 0.00 | 0.00 | 2,410.28 | (2,410.28) |

| <u>Task</u> | <u>Account</u> | <u>Account Description</u> | <u>Budgeted Amount</u> | <u>Month Expended</u> | <u>Year-to-Date Expended</u> | <u>Unexpended Amount</u> |
|---------------------|----------------|----------------------------|------------------------|-----------------------|------------------------------|--------------------------|
| | 5011620 | Salaries, Annual Lea | 0.00 | 0.00 | 1,518.66 | (1,518.66) |
| | 5011660 | DefContMatch-VRS Hyb | 0.00 | 3.44 | 67.61 | (67.61) |
| | 5012110 | Express Services | 0.00 | 0.00 | 41.61 | (41.61) |
| | 5012140 | Postal Services | 0.00 | 0.00 | 360.98 | (360.98) |
| | 5012160 | Telecom Services (VI | 0.00 | 6.10 | 4,781.16 | (4,781.16) |
| | 5012190 | Inbound Freight Serv | 0.00 | 50.03 | 473.16 | (473.16) |
| | 5012270 | Employee Training Tr | 0.00 | 0.00 | 5,176.86 | (5,176.86) |
| | 5012420 | Fiscal Services | 0.00 | 0.00 | 625.80 | (625.80) |
| | 5012490 | Recruitment Advertis | 0.00 | 0.00 | 1,462.50 | (1,462.50) |
| | 5012590 | Vehicle Repair & Mai | 0.00 | 0.00 | 412.40 | (412.40) |
| | 5012630 | Clerical Services | 0.00 | 0.00 | 340.20 | (340.20) |
| | 5012640 | Food & Dietary Serv | 0.00 | 0.00 | 4,197.50 | (4,197.50) |
| | 5012680 | Skilled Services | 0.00 | 0.00 | 115.31 | (115.31) |
| | 5012780 | VITA It Infrastructure | 0.00 | 144,333.36 | 152,914.82 | (152,914.82) |
| | 5012820 | Travel, Personal Veh | 0.00 | 0.00 | 118.77 | (118.77) |
| | 5012830 | Travel, Public Carri | 0.00 | 0.00 | 237.70 | (237.70) |
| | 5012840 | Travel, St Owned/Lea | 0.00 | 0.00 | 1,185.41 | (1,185.41) |
| | 5012850 | Travel, Subistence | 0.00 | 100.10 | 7,286.23 | (7,286.23) |
| | 5012880 | Travel, Meal Reimb-N | 0.00 | 76.50 | 4,940.25 | (4,940.25) |
| | 5012980 | Inter-Agy Recvry Con | 0.00 | 0.00 | 0.00 | 0.00 |
| | 5013120 | Office Supplies | 0.00 | 516.23 | 1,447.43 | (1,447.43) |
| | 5013130 | Stationary & Forms | 0.00 | 0.00 | 180.33 | (180.33) |
| | 5013230 | Gasoline | 0.00 | 0.00 | 1,529.24 | (1,529.24) |
| | 5013510 | Building Repair & Ma | 0.00 | 0.00 | 11.97 | (11.97) |
| | 5015350 | Building Rentals | 0.00 | 0.00 | 959.16 | (959.16) |
| | 5015390 | Bldg Rental-NonState | 0.00 | 15,426.12 | 15,426.12 | (15,426.12) |
| | 5015410 | Agency Service Charg | 0.00 | 0.00 | 3.15 | (3.15) |
| | 5015450 | DGS Parking Charges | 0.00 | 0.00 | 588.00 | (588.00) |
| | 5022230 | Exhibit Equipment | 0.00 | 0.00 | 1,840.00 | (1,840.00) |
| | 5022540 | Motor Vehicle Equipm | 0.00 | 27,571.00 | 27,571.00 | (27,571.00) |
| Task Total : | | 340000 | 0.00 | 212,661.16 | 480,057.61 | (480,057.61) |
| 341000 | 5011110 | Employer Retire Cont | 0.00 | 2,010.11 | 47,466.99 | (47,466.99) |
| | 5011120 | Salary Social Secur | 0.00 | 1,090.04 | 25,664.04 | (25,664.04) |
| | 5011140 | Group Life Insurance | 0.00 | 195.23 | 4,582.63 | (4,582.63) |
| | 5011150 | Employer Health Ins | 0.00 | (2,978.13) | 68,391.38 | (68,391.38) |
| | 5011160 | Retiree Health Ins C | 0.00 | 175.84 | 4,124.26 | (4,124.26) |
| | 5011170 | VSDB & Longterm Disa | 0.00 | 98.36 | 2,317.44 | (2,317.44) |
| | 5011230 | Salaries, Classified | 0.00 | (81.13) | 356,526.17 | (356,526.17) |
| | 5011310 | Bonuses & Incentives | 0.00 | 0.00 | 1,673.00 | (1,673.00) |
| | 5011380 | Deferred Comp Match | 0.00 | 84.80 | 2,035.20 | (2,035.20) |
| | 5012140 | Postal Services | 0.00 | 4.60 | 5.79 | (5.79) |
| | 5012160 | Telecom Services (VI | 0.00 | 0.00 | 4,616.26 | (4,616.26) |
| | 5012190 | Inbound Freight Serv | 0.00 | 0.00 | 10.76 | (10.76) |

| <u>Task</u> | <u>Account</u> | <u>Account Description</u> | <u>Budgeted Amount</u> | <u>Month Expended</u> | <u>Year-to-Date Expended</u> | <u>Unexpended Amount</u> |
|---------------------|----------------|----------------------------|------------------------|-----------------------|------------------------------|--------------------------|
| | 5012210 | Organization Members | 0.00 | 0.00 | 105.00 | (105.00) |
| | 5012240 | Employee Training/Mor | 0.00 | (199.00) | 2,174.53 | (2,174.53) |
| | 5012270 | Employee Training Tr | 0.00 | 0.00 | 884.16 | (884.16) |
| | 5012340 | Medical Services | 0.00 | 0.00 | 106.54 | (106.54) |
| | 5012420 | Fiscal Services | 0.00 | 0.00 | 754.67 | (754.67) |
| | 5012490 | Recruitment Advertis | 0.00 | 0.00 | 875.00 | (875.00) |
| | 5012640 | Food & Dietary Servi | 0.00 | 0.00 | 63.03 | (63.03) |
| | 5012780 | VITA It Infrastructure | 0.00 | 980.49 | 10,282.03 | (10,282.03) |
| | 5012820 | Travel, Personal Veh | 0.00 | 0.00 | 611.12 | (611.12) |
| | 5012830 | Travel, Public Carri | 0.00 | 123.66 | 2,041.68 | (2,041.68) |
| | 5012840 | Travel, Sc Owned/lea | 0.00 | 0.00 | 838.16 | (838.16) |
| | 5012850 | Travel, Subsistence | 0.00 | 226.84 | 1,674.29 | (1,674.29) |
| | 5012880 | Travel, Meal Reimb-N | 0.00 | 172.50 | 1,374.62 | (1,374.62) |
| | 5013120 | Office Supplies | 0.00 | 44.70 | 744.01 | (744.01) |
| | 5013130 | Stationary & Forms | 0.00 | 0.00 | 180.35 | (180.35) |
| | 5013230 | Gasoline | 0.00 | 20.78 | 175.18 | (175.18) |
| | 5014150 | Unemployment Comp Re | 0.00 | 0.00 | 5,867.40 | (5,867.40) |
| | 5015410 | Agency Service Charg | 0.00 | 0.00 | 0.93 | (0.93) |
| | 5022630 | Office Incidentals | 0.00 | 0.00 | 192.00 | (192.00) |
| Task Total : | 341000 | | 0.00 | 1,969.69 | 546,358.62 | (546,358.62) |
| | 342000 | | | | | |
| | 5014310 | Cat Aid-Local Govts& | 0.00 | 48,555.75 | 2,051,380.75 | (2,051,380.75) |
| | 5014410 | Payments To Substrate | 0.00 | 0.00 | 241,375.00 | (241,375.00) |
| | 5014520 | Grnt-Nongovernmental | 0.00 | 0.00 | 1,329,700.00 | (1,329,700.00) |
| Task Total : | 342000 | | 0.00 | 48,555.75 | 3,622,455.75 | (3,622,455.75) |
| | 343000 | | | | | |
| | 5011110 | Employer Retire Cont | 0.00 | 108.76 | 2,616.12 | (2,616.12) |
| | 5011120 | Salary Social Securt | 0.00 | 58.42 | 1,401.01 | (1,401.01) |
| | 5011140 | Group Life Insurance | 0.00 | 10.56 | 252.47 | (252.47) |
| | 5011150 | Employer Health Ins | 0.00 | (1,546.85) | 10,547.01 | (10,547.01) |
| | 5011160 | Retiree Health Ins C | 0.00 | 9.51 | 227.20 | (227.20) |
| | 5011170 | VSDB & Longterm Disa | 0.00 | 5.32 | 127.68 | (127.68) |
| | 5011230 | Salaries, Classified | 0.00 | (4,157.85) | 29,565.59 | (29,565.59) |
| | 5011380 | Deferred Comp Match | 0.00 | 7.00 | 168.00 | (168.00) |
| | 5012420 | Fiscal Services | 0.00 | 0.00 | 43.37 | (43.37) |
| | 5012640 | Food & Dietary Servi | 0.00 | 0.00 | 741.25 | (741.25) |
| | 5012780 | VITA It Infrastructure | 0.00 | 48.68 | 926.18 | (926.18) |
| | 5012840 | Travel, Sc Owned/lea | 0.00 | 0.00 | 172.04 | (172.04) |
| Task Total : | 343000 | | 0.00 | (5,456.45) | 46,787.92 | (46,787.92) |
| | 344000 | | | | | |
| | 5014520 | Grnt-Nongovernmental | 0.00 | 0.00 | 71,250.00 | (71,250.00) |

| <u>Task</u> | <u>Account</u> | <u>Account Description</u> | <u>Budgeted Amount</u> | <u>Month Expended</u> | <u>Year-to-Date Expended</u> | <u>Unexpended Amount</u> |
|-------------|---------------------|----------------------------|------------------------|-----------------------|------------------------------|--------------------------|
| | Task Total : | | 0.00 | 0.00 | 71,250.00 | (71,250.00) |
| 346000 | 5011110 | Employer Retire Cont | 0.00 | 564.38 | 27,195.57 | (27,195.57) |
| | 5011120 | Salary Social Secur | 0.00 | 477.89 | 16,037.97 | (16,037.97) |
| | 5011140 | Group Life Insurance | 0.00 | 58.75 | 2,704.05 | (2,704.05) |
| | 5011150 | Employer Health Ins | 0.00 | 595.00 | 26,169.00 | (26,169.00) |
| | 5011160 | Retiree Health Ins C | 0.00 | 52.92 | 2,434.32 | (2,434.32) |
| | 5011170 | VSDB & Longterm Disa | 0.00 | 29.59 | 1,365.96 | (1,365.96) |
| | 5011230 | Salaries, Classified | 0.00 | 6,333.67 | 211,955.74 | (211,955.74) |
| | 5011380 | Deferred Comp Match | 0.00 | 30.00 | 560.00 | (560.00) |
| | 5011660 | DefconMatch-VRS Hyb | 0.00 | 40.62 | 771.78 | (771.78) |
| | 5012240 | Employee Training/Mor | 0.00 | 0.00 | 973.56 | (973.56) |
| | 5012420 | Fiscal Services | 0.00 | 0.00 | 371.76 | (371.76) |
| | 5012780 | VITA It Infrastructure | 0.00 | 417.27 | 4,757.84 | (4,757.84) |
| | 5012820 | Travel, Personal Veh | 0.00 | 435.55 | 6,805.31 | (6,805.31) |
| | 5012830 | Travel, Public Carri | 0.00 | 217.38 | 2,862.91 | (2,862.91) |
| | 5012850 | Travel, Subistence | 0.00 | 3.70 | 4,522.51 | (4,522.51) |
| | 5012880 | Travel, Meal Reimb-N | 0.00 | 180.00 | 4,995.00 | (4,995.00) |
| | 5013120 | Office Supplies | 0.00 | 0.00 | 22.84 | (22.84) |
| | 5013230 | Gasoline | 0.00 | 0.00 | 1,020.08 | (1,020.08) |
| | 5014520 | Grnt-Nongovernmental | 0.00 | 168,234.00 | 575,000.00 | (575,000.00) |
| | 5015410 | Agency Service Charg | 0.00 | 0.00 | 0.12 | (0.12) |
| | 5022170 | Other Computer Equip | 0.00 | 0.00 | 89.00 | (89.00) |
| | Task Total : | | 0.00 | 177,670.72 | 890,615.32 | (890,615.32) |
| 350000 | 5014310 | Cat Aid-Local Govtse | 0.00 | 1,211,683.69 | 14,576,638.78 | (14,576,638.78) |
| | 5014520 | Grnt-Nongovernmental | 0.00 | 0.00 | 365,708.84 | (365,708.84) |
| | Task Total : | | 0.00 | 1,211,683.69 | 14,942,347.62 | (14,942,347.62) |
| 366000 | 5014410 | Payments To Substrate | 0.00 | 0.00 | 0.00 | 0.00 |
| | 5014520 | Grnt-Nongovernmental | 0.00 | 75,771.81 | 762,004.09 | (762,004.09) |
| | Task Total : | | 0.00 | 75,771.81 | 762,004.09 | (762,004.09) |
| 367000 | 5014410 | Payments To Substrate | 0.00 | 0.00 | 140,500.00 | (140,500.00) |
| | Task Total : | | 0.00 | 0.00 | 140,500.00 | (140,500.00) |
| 371000 | 5011110 | Employer Retire Cont | 0.00 | 377.63 | 9,196.30 | (9,196.30) |
| | 5011120 | Salary Social Secur | 0.00 | 213.34 | 5,032.72 | (5,032.72) |
| | 5011140 | Group Life Insurance | 0.00 | 37.91 | 902.21 | (902.21) |
| | 5011150 | Employer Health Ins | 0.00 | (756.15) | 4,798.98 | (4,798.98) |
| | 5011160 | Retiree Health Ins C | 0.00 | 34.16 | 812.22 | (812.22) |

| <u>Task</u> | <u>Account</u> | <u>Account Description</u> | <u>Budgeted Amount</u> | <u>Month Expended</u> | <u>Year-to-Date Expended</u> | <u>Unexpended Amount</u> |
|---------------------|----------------|----------------------------|------------------------|-----------------------|------------------------------|--------------------------|
| | 501170 | VSDB & Longterm Disa | 0.00 | 19.11 | 456.66 | (456.66) |
| | 501120 | Salaries, Classified | 0.00 | 463.86 | 57,055.90 | (57,055.90) |
| | 501130 | Bonuses & Incentives | 0.00 | 0.00 | 71.00 | (71.00) |
| | 501130 | Deferred Comp Match | 0.00 | 12.60 | 368.40 | (368.40) |
| | 501150 | Short-Term Disability | 0.00 | 0.00 | 2,410.28 | (2,410.28) |
| | 501160 | Salaries, Annual Lea | 0.00 | 0.00 | 203.28 | (203.28) |
| | 501160 | DeConMatch-VRS Hyb | 0.00 | 12.80 | 193.57 | (193.57) |
| | 501240 | Fiscal Services | 0.00 | 0.00 | 140.03 | (140.03) |
| | 501270 | VITA IT Infrastructure | 0.00 | 187.69 | 1,970.36 | (1,970.36) |
| | 501280 | Travel, Personal Veh | 0.00 | 0.00 | 138.23 | (138.23) |
| | 501280 | Travel, Public Carri | 0.00 | 0.00 | 264.32 | (264.32) |
| | 501280 | Travel, Subistence | 0.00 | 0.00 | 742.47 | (742.47) |
| | 501280 | Travel, Meal Reimb-N | 0.00 | 0.00 | 631.13 | (631.13) |
| | 501320 | Gasoline | 0.00 | 0.00 | 23.28 | (23.28) |
| | 501480 | Statewide Ind Cost R | 0.00 | 395.29 | 862.68 | (862.68) |
| | 501480 | Agency Indirect Cost | 0.00 | 15,291.03 | 33,370.86 | (33,370.86) |
| | 501530 | Building Rentals | 0.00 | 0.00 | 331.25 | (331.25) |
| | 501540 | Agency Service Chrg | 0.00 | 0.00 | 10.30 | (10.30) |
| Task Total : | | | 0.00 | 16,289.27 | 119,986.43 | (119,986.43) |
| 373000 | 5012270 | Employee Training Tr | 0.00 | 0.00 | 11,353.53 | (11,353.53) |
| Task Total : | | | 0.00 | 0.00 | 11,353.53 | (11,353.53) |
| 380000 | 5014410 | Payments To Substate | 0.00 | 0.00 | 51,683.92 | (51,683.92) |
| | 5014520 | Grnt-Nongovernmental | 0.00 | 961,010.93 | 2,448,691.95 | (2,448,691.95) |
| Task Total : | | | 0.00 | 961,010.93 | 2,500,375.87 | (2,500,375.87) |
| 381000 | 5014310 | Cat Aid-Local Govts& | 0.00 | 203,741.62 | 471,480.90 | (471,480.90) |
| | 5014520 | Grnt-Nongovernmental | 0.00 | 0.00 | 73,344.00 | (73,344.00) |
| Task Total : | | | 0.00 | 203,741.62 | 544,824.90 | (544,824.90) |
| 382000 | 5011110 | Employer Retire Cont | 0.00 | 603.89 | 18,791.18 | (18,791.18) |
| | 5011120 | Salary Social Secur | 0.00 | 326.98 | 10,052.34 | (10,052.34) |
| | 501140 | Group Life Insurance | 0.00 | 59.80 | 1,821.84 | (1,821.84) |
| | 501150 | Employer Health Ins | 0.00 | (1,980.91) | 21,940.21 | (21,940.21) |
| | 501160 | Retiree Health Ins C | 0.00 | 53.86 | 1,639.48 | (1,639.48) |
| | 501170 | VSDB & Longterm Disa | 0.00 | 30.14 | 921.86 | (921.86) |
| | 5011230 | Salaries, Classified | 0.00 | (4,040.44) | 132,499.82 | (132,499.82) |
| | 501130 | Bonuses & Incentives | 0.00 | 0.00 | 190.00 | (190.00) |
| | 501180 | Deferred Comp Match | 0.00 | 22.70 | 608.80 | (608.80) |
| | 501160 | DeConMatch-VRS Hyb | 0.00 | 11.94 | 93.95 | (93.95) |

| <u>Task</u> | <u>Account</u> | <u>Account Description</u> | <u>Budgeted Amount</u> | <u>Month Expended</u> | <u>Year-to-Date Expended</u> | <u>Unexpended Amount</u> |
|---------------------|----------------|----------------------------|------------------------|-----------------------|------------------------------|--------------------------|
| | 5012160 | Telecom Services (VI | 0.00 | 0.00 | 3,531.51 | (3,531.51) |
| | 5012190 | Inbound Freight Serv | 0.00 | 0.00 | 95.04 | (95.04) |
| | 5012240 | Employee Training/Mor | 0.00 | 0.00 | 1,500.00 | (1,500.00) |
| | 5012420 | Fiscal Services | 0.00 | 0.00 | 332.11 | (332.11) |
| | 5012470 | Legal Services | 0.00 | 0.00 | 123.00 | (123.00) |
| | 5012780 | VITA It Infrastructure | 0.00 | 268.44 | 4,306.31 | (4,306.31) |
| | 5012820 | Travel, Personal Veh | 0.00 | 0.00 | 690.80 | (690.80) |
| | 5012830 | Travel, Public Carri | 0.00 | 0.00 | 142.76 | (142.76) |
| | 5012880 | Travel, Meal Reimb-N | 0.00 | 0.00 | 370.00 | (370.00) |
| | 5013130 | Stationary & Forms | 0.00 | 0.00 | 180.33 | (180.33) |
| | 5013230 | Gasoline | 0.00 | 0.00 | 10.77 | (10.77) |
| | 5014150 | Unemployment Comp Re | 0.00 | 0.00 | 228.60 | (228.60) |
| | 5014810 | Statewide Ind Cost R | 0.00 | 824.02 | 2,003.39 | (2,003.39) |
| | 5014820 | Agency Indirect Cost | 0.00 | 31,875.33 | 77,496.50 | (77,496.50) |
| Task Total : | | | 0.00 | 28,055.75 | 279,570.60 | (279,570.60) |
| 384000 | 5014520 | Grnt-Nongovernmental | 0.00 | 0.00 | 82,292.47 | (82,292.47) |
| Task Total : | | | 0.00 | 0.00 | 82,292.47 | (82,292.47) |
| 385000 | 5014310 | Car Aid-Local Govtse | 0.00 | 0.00 | 32,539.87 | (32,539.87) |
| Task Total : | | | 0.00 | 0.00 | 32,539.87 | (32,539.87) |
| 386000 | 5011110 | Employer Retire Cont | 0.00 | 251.82 | 7,424.81 | (7,424.81) |
| | 5011120 | Salary Social Secur | 0.00 | 137.23 | 3,988.24 | (3,988.24) |
| | 5011140 | Group Life Insurance | 0.00 | 24.90 | 719.32 | (719.32) |
| | 5011150 | Employer Health Ins | 0.00 | (3,313.34) | (4,186.41) | 4,186.41 |
| | 5011160 | Retiree Health Ins C | 0.00 | 22.42 | 647.16 | (647.16) |
| | 5011170 | VSDB & Longterm Disa | 0.00 | 12.55 | 364.14 | (364.14) |
| | 5011230 | Salaries, Classified | 0.00 | (6,926.47) | 21,327.27 | (21,327.27) |
| | 5011310 | Bonuses & Incentives | 0.00 | 0.00 | 65.00 | (65.00) |
| | 5011380 | Deferred Comp Match | 0.00 | 8.50 | 228.00 | (228.00) |
| | 5011600 | DeComMatch-VRS Hyb | 0.00 | 4.47 | 30.73 | (30.73) |
| | 5012160 | Telecom Services (VI | 0.00 | 0.00 | 18.00 | (18.00) |
| | 5012420 | Fiscal Services | 0.00 | 0.00 | 131.36 | (131.36) |
| | 5012780 | VITA It Infrastructu | 0.00 | 112.66 | 1,568.39 | (1,568.39) |
| | 5014810 | Statewide Ind Cost R | 0.00 | 3.49 | 322.47 | (322.47) |
| | 5014820 | Agency Indirect Cost | 0.00 | 134.92 | 12,473.89 | (12,473.89) |
| Task Total : | | | 0.00 | (9,526.85) | 45,122.37 | (45,122.37) |
| 401000 | 5014520 | Grnt-Nongovernmental | 0.00 | 34,731.43 | 490,676.64 | (490,676.64) |

| <u>Task</u> | <u>Account</u> | <u>Account Description</u> | <u>Budgeted Amount</u> | <u>Month Expended</u> | <u>Year-to-Date Expended</u> | <u>Unexpended Amount</u> |
|---------------------|----------------|----------------------------|------------------------|-----------------------|------------------------------|--------------------------|
| 401000 | | | | | | |
| Task Total : | | | 0.00 | 34,731.43 | 490,676.64 | (490,676.64) |
| 402000 | 5014310 | Cat Aid-Local Govtse | 0.00 | 27,857.23 | 194,835.24 | (194,835.24) |
| Task Total : | | | 0.00 | 27,857.23 | 194,835.24 | (194,835.24) |
| 421000 | | | | | | |
| 5011110 | 5011110 | Employer Retire Cont | 0.00 | 1,703.05 | 14,848.62 | (14,848.62) |
| 5011120 | 5011120 | Salary Social Secur | 0.00 | 953.08 | 8,140.33 | (8,140.33) |
| 5011140 | 5011140 | Group Life Insurance | 0.00 | 165.70 | 1,436.40 | (1,436.40) |
| 5011150 | 5011150 | Employer Health Ins | 0.00 | 591.97 | 16,915.65 | (16,915.65) |
| 5011160 | 5011160 | Retiree Health Ins C | 0.00 | 149.18 | 1,292.71 | (1,292.71) |
| 5011170 | 5011170 | VSDB & Longterm Disa | 0.00 | 83.69 | 726.88 | (726.88) |
| 5011230 | 5011230 | Salaries, Classified | 0.00 | 10,786.46 | 107,392.99 | (107,392.99) |
| 5011310 | 5011310 | Bonuses & Incentives | 0.00 | 10.00 | 166.00 | (166.00) |
| 5011380 | 5011380 | Deferred Comp Match | 0.00 | 61.00 | 499.07 | (499.07) |
| 5011530 | 5011530 | Short-Term Disability | 0.00 | 128.53 | 3,006.70 | (3,006.70) |
| 5011620 | 5011620 | Salaries, Annual Lea | 0.00 | 0.00 | 681.91 | (681.91) |
| 5011660 | 5011660 | DeconMatch-VRS Hyb | 0.00 | 9.26 | 46.30 | (46.30) |
| 5012160 | 5012160 | Telecom Services (VI | 0.00 | 0.00 | 317.50 | (317.50) |
| 5012420 | 5012420 | Fiscal Services | 0.00 | 12.39 | 235.44 | (235.44) |
| 5012440 | 5012440 | Management Services | 0.00 | 6,129.34 | 6,129.34 | (6,129.34) |
| 5012780 | 5012780 | VITA It Infrastructure | 0.00 | 4,035.65 | 6,193.13 | (6,193.13) |
| 5012850 | 5012850 | Travel, Subsistence | 0.00 | 0.00 | 7.00 | (7.00) |
| Task Total : | | | 0.00 | 24,819.30 | 168,035.97 | (168,035.97) |
| 422000 | 5014410 | Payments To Substate | 0.00 | 43,252.55 | 136,542.00 | (136,542.00) |
| 5014520 | 5014520 | Grnt-Nongovernmental | 0.00 | 2,302,245.63 | 6,752,732.72 | (6,752,732.72) |
| Task Total : | | | 0.00 | 2,345,498.18 | 6,889,274.72 | (6,889,274.72) |
| 426000 | 5014310 | Cat Aid-Local Govtse | 0.00 | 699,969.75 | 1,344,504.14 | (1,344,504.14) |
| Task Total : | | | 0.00 | 699,969.75 | 1,344,504.14 | (1,344,504.14) |
| 436000 | | | | | | |
| 5011110 | 5011110 | Employer Retire Cont | 0.00 | 385.93 | 7,855.87 | (7,855.87) |
| 5011120 | 5011120 | Salary Social Secur | 0.00 | 235.37 | 5,147.55 | (5,147.55) |
| 5011140 | 5011140 | Group Life Insurance | 0.00 | 44.22 | 877.48 | (877.48) |
| 5011150 | 5011150 | Employer Health Ins | 0.00 | (9,942.71) | 1,850.93 | (1,850.93) |
| 5011160 | 5011160 | Retiree Health Ins C | 0.00 | 39.83 | 790.31 | (790.31) |
| 5011170 | 5011170 | VSDB & Longterm Disa | 0.00 | 22.28 | 442.16 | (442.16) |
| 5011230 | 5011230 | Salaries, Classified | 0.00 | (17,941.99) | 35,279.01 | (35,279.01) |
| 5011310 | 5011310 | Bonuses & Incentives | 0.00 | 0.00 | 645.00 | (645.00) |
| 5011380 | 5011380 | Deferred Comp Match | 0.00 | 10.00 | 360.00 | (360.00) |
| 5011620 | 5011620 | Salaries, Annual Lea | 0.00 | 0.00 | 4,106.88 | (4,106.88) |

| <u>Task</u> | <u>Account</u> | <u>Account Description</u> | <u>Budgeted Amount</u> | <u>Month Expended</u> | <u>Year-to-Date Expended</u> | <u>Unexpended Amount</u> |
|---------------------|----------------|----------------------------|------------------------|-----------------------|------------------------------|--------------------------|
| | 5011660 | DefConMatch-VRS Hyb | 0.00 | 69.37 | 1,178.87 | (1,178.87) |
| | 5012140 | Postal Services | 0.00 | 0.00 | 118.94 | (118.94) |
| | 5012160 | Telecom Services (VI | 0.00 | 0.00 | 4,122.49 | (4,122.49) |
| | 5012210 | Organization Members | 0.00 | 0.00 | 2,789.86 | (2,789.86) |
| | 5012420 | Fiscal Services | 0.00 | 0.00 | 154.90 | (154.90) |
| | 5012460 | Media Services | 0.00 | 0.00 | 2,124.27 | (2,124.27) |
| | 5012590 | Vehicle Repair & Mai | 0.00 | 0.00 | 316.00 | (316.00) |
| | 5012760 | VITA It Infrastructure | 0.00 | 442.44 | 3,921.05 | (3,921.05) |
| | 5012980 | Inter-Agy Recvry Con | 0.00 | 0.00 | 0.00 | 0.00 |
| | 5013230 | Gasoline | 0.00 | 0.00 | 1,068.63 | (1,068.63) |
| | 5014810 | Statewide Ind Coast R | 0.00 | 12.18 | 574.22 | (574.22) |
| | 5014820 | Agency Indirect Cost | 0.00 | 471.25 | 22,212.49 | (22,212.49) |
| | 5015450 | DGS Parking Charges | 0.00 | 0.00 | 2,352.00 | (2,352.00) |
| Task Total : | | 436000 | 0.00 | (26,151.83) | 98,288.91 | (98,288.91) |
| 437000 | 5012830 | Travel, Public Carri | 0.00 | 0.00 | 0.00 | 0.00 |
| | 5012850 | Travel, Subsisence | 0.00 | 0.00 | 0.00 | 0.00 |
| | 5012860 | Travel, Meal Reimb-N | 0.00 | 0.00 | 0.00 | 0.00 |
| | 5013230 | Gasoline | 0.00 | 0.00 | 0.00 | 0.00 |
| | 5014520 | Grnt-Nongovernmental | 0.00 | 244,136.11 | 2,847,621.98 | (2,847,621.98) |
| | 5015410 | Agency Service Chrg | 0.00 | 0.00 | 0.00 | 0.00 |
| Task Total : | | 437000 | 0.00 | 244,136.11 | 2,847,621.98 | (2,847,621.98) |
| 438000 | 5011110 | Employer Retire Cont | 0.00 | 199.52 | 6,956.04 | (6,956.04) |
| | 5011120 | Salary Social Secur | 0.00 | 104.56 | 3,998.19 | (3,998.19) |
| | 5011140 | Group Life Insurance | 0.00 | 19.37 | 682.29 | (682.29) |
| | 5011150 | Employer Health Ins | 0.00 | 5,445.25 | 24,423.16 | (24,423.16) |
| | 5011160 | Retiree Health Ins C | 0.00 | 17.45 | 613.87 | (613.87) |
| | 5011170 | VSOB & Longterm Disa | 0.00 | 9.76 | 345.93 | (345.93) |
| | 5011230 | Salaries, Classified | 0.00 | 12,911.94 | 72,987.97 | (72,987.97) |
| | 5011310 | Bonuses & Incentives | 0.00 | 0.00 | 75.00 | (75.00) |
| | 5011380 | Deferred Comp Match | 0.00 | 12.00 | 414.00 | (414.00) |
| | 5011620 | Salaries, Annual Lea | 0.00 | 0.00 | 2,464.13 | (2,464.13) |
| | 5011660 | DefConMatch-VRS Hyb | 0.00 | 0.00 | 143.49 | (143.49) |
| | 5012140 | Postal Services | 0.00 | 0.00 | 61.21 | (61.21) |
| | 5012190 | Inbound Freight Serv | 0.00 | 6.07 | 6.07 | (6.07) |
| | 5012240 | Employee Training/Mor | 0.00 | 0.00 | 998.00 | (998.00) |
| | 5012420 | Fiscal Services | 0.00 | 0.00 | 49.57 | (49.57) |
| | 5012480 | Media Services | 0.00 | 0.00 | 676.76 | (676.76) |
| | 5012590 | Vehicle Repair & Mai | 0.00 | 0.00 | 320.66 | (320.66) |
| | 5012680 | Skilled Services | 0.00 | 0.00 | 0.00 | 0.00 |
| | 5012780 | VITA It Infrastructure | 0.00 | 83.45 | 1,405.76 | (1,405.76) |
| | 5012790 | Computer Software Dev | 0.00 | 118,000.00 | 118,000.00 | (118,000.00) |

| <u>Task</u> | <u>Account</u> | <u>Account Description</u> | <u>Budgeted Amount</u> | <u>Month Expended</u> | <u>Year-to-Date Expended</u> | <u>Unexpended Amount</u> |
|---------------------|----------------|----------------------------|------------------------|-----------------------|------------------------------|--------------------------|
| | 5012830 | Travel, Public Carri | 0.00 | 0.00 | 1,425.93 | (1,425.93) |
| | 5012850 | Travel, Subsidence | 0.00 | 1,252.45 | 9,166.95 | (9,166.95) |
| | 5012860 | Travel, Meal Reimb-N | 0.00 | 972.50 | 3,400.25 | (3,400.25) |
| | 5013230 | Gasoline | 0.00 | 0.00 | 132.79 | (132.79) |
| | 5014520 | Grnt-Nongovernmental | 0.00 | 0.00 | 358,826.86 | (358,826.86) |
| | 5014810 | Statewide Ind Cost R | 0.00 | 584.94 | 1,188.01 | (1,188.01) |
| | 5014820 | Agency Indirect Cost | 0.00 | 22,626.79 | 45,954.92 | (45,954.92) |
| | 5015410 | Agency Service Charg | 0.00 | 0.00 | 118.00 | (118.00) |
| Task Total : | | | 0.00 | 162,246.05 | 654,835.81 | (654,835.81) |
| 440000 | 5011110 | Employer Retire Cont | 0.00 | 170.58 | 4,226.47 | (4,226.47) |
| | 5011120 | Salary Social Secur | 0.00 | 106.61 | 2,561.38 | (2,561.38) |
| | 5011140 | Group Life Insurance | 0.00 | 18.94 | 452.83 | (452.83) |
| | 5011150 | Employer Health Ins | 0.00 | 231.84 | 5,939.17 | (5,939.17) |
| | 5011160 | Retiree Health Ins C | 0.00 | 17.05 | 407.32 | (407.32) |
| | 5011170 | VSDB & Longterm Disa | 0.00 | 9.54 | 228.96 | (228.96) |
| | 5011230 | Salaries, Classified | 0.00 | 1,445.33 | 34,877.13 | (34,877.13) |
| | 5011310 | Bonuses & Incentives | 0.00 | 0.00 | 125.00 | (125.00) |
| | 5011380 | Deferred Comp Match | 0.00 | 11.00 | 208.00 | (208.00) |
| | 5011660 | DefConMatch-VRS Hyb | 0.00 | 24.39 | 463.42 | (463.42) |
| | 5012420 | Fiscal Services | 0.00 | 0.00 | 86.74 | (86.74) |
| | 5012780 | VITA It Infrastructu | 0.00 | (369.73) | 423.62 | (423.62) |
| | 5014520 | Grnt-Nongovernmental | 0.00 | 150,942.00 | 150,942.00 | (150,942.00) |
| Task Total : | | | 0.00 | 152,607.55 | 200,942.04 | (200,942.04) |
| 481000 | 5014310 | Cat Aid-Local Govtse | 0.00 | 28,248.15 | 246,054.00 | (246,054.00) |
| Task Total : | | | 0.00 | 28,248.15 | 246,054.00 | (246,054.00) |
| 501000 | 5014520 | Grnt-Nongovernmental | 0.00 | 262.85 | 10,864.20 | (10,864.20) |
| Task Total : | | | 0.00 | 262.85 | 10,864.20 | (10,864.20) |
| 502000 | 5011150 | Employer Health Ins | 0.00 | 0.00 | 1,585.17 | (1,585.17) |
| | 5011230 | Salaries, Classified | 0.00 | 0.00 | 7,597.98 | (7,597.98) |
| Task Total : | | | 0.00 | 0.00 | 9,183.15 | (9,183.15) |
| 504000 | 5011110 | Employer Retire Cont | 0.00 | 129.08 | 9,395.54 | (9,395.54) |
| | 5011120 | Salary Social Secur | 0.00 | 68.08 | 5,790.21 | (5,790.21) |
| | 5011140 | Group Life Insurance | 0.00 | 12.53 | 902.40 | (902.40) |
| | 5011150 | Employer Health Ins | 0.00 | 20,373.06 | 31,418.38 | (31,418.38) |
| | 5011160 | Retiree Health Ins C | 0.00 | 11.29 | 811.80 | (811.80) |

| <u>Task</u> | <u>Account</u> | <u>Account Description</u> | <u>Budgeted Amount</u> | <u>Month Expended</u> | <u>Year-to-Date Expended</u> | <u>Unexpended Amount</u> |
|-------------------|----------------|----------------------------|------------------------|-----------------------|------------------------------|--------------------------|
| | 5011170 | VSDB & Longterm Disa | 0.00 | 6.31 | 457.80 | (457.80) |
| | 5011230 | Salaries, Classified | 0.00 | 54,227.75 | 111,469.89 | (111,469.89) |
| | 5011310 | Bonuses & Incentives | 0.00 | 0.00 | 10.00 | (10.00) |
| | 5011380 | Deferred Comp Match | 0.00 | 3.00 | 58.00 | (58.00) |
| | 5011530 | Short-Term Disability | 0.00 | 73.45 | 1,718.12 | (1,718.12) |
| | 5011620 | Salaries, Annual Lea | 0.00 | 0.00 | 14,388.48 | (14,388.48) |
| | 5012150 | Printing Services | 0.00 | 11.75 | 11.75 | (11.75) |
| | 5012160 | Telecom Services (VI | 0.00 | 0.00 | 162.80 | (162.80) |
| | 5012240 | Employee Training/Mor | 0.00 | 375.00 | 375.00 | (375.00) |
| | 5012420 | Fiscal Services | 0.00 | 0.00 | 167.29 | (167.29) |
| | 5012780 | VITA It Infrastructure | 0.00 | 6,193.70 | 14,542.22 | (14,542.22) |
| | 5012840 | Travel, St Owned/Lea | 0.00 | 0.00 | 154.84 | (154.84) |
| | 5012850 | Travel, Subsistence | 0.00 | 0.00 | 14.40 | (14.40) |
| | 5015410 | Agency Service Charg | 0.00 | 0.00 | 1.16 | (1.16) |
| Task Total | : | 504000 | 0.00 | 81,485.00 | 191,850.08 | (191,850.08) |
| 512000 | 5011110 | Employer Retire Cont | 0.00 | 0.00 | 0.00 | 0.00 |
| | 5011120 | Salary Social Secur | 0.00 | 0.00 | 0.00 | 0.00 |
| | 5011140 | Group Life Insurance | 0.00 | 0.00 | 0.00 | 0.00 |
| | 5011150 | Employer Health Ins | 0.00 | 0.00 | (493.36) | 493.36 |
| | 5011160 | Retiree Health Ins C | 0.00 | 0.00 | 0.00 | 0.00 |
| | 5011170 | VSDB & Longterm Disa | 0.00 | 0.00 | 0.00 | 0.00 |
| | 5011230 | Salaries, Classified | 0.00 | 0.00 | (2,071.20) | 2,071.20 |
| | 5011380 | Deferred Comp Match | 0.00 | 0.00 | 0.00 | 0.00 |
| | 5012420 | Fiscal Services | 0.00 | 0.00 | 0.00 | 0.00 |
| Task Total | : | 512000 | 0.00 | 0.00 | (2,564.56) | 2,564.56 |
| 515000 | 5011110 | Employer Retire Cont | 0.00 | (1,047.10) | 49.83 | (49.83) |
| | 5011120 | Salary Social Secur | 0.00 | (592.23) | 27.95 | (27.95) |
| | 5011140 | Group Life Insurance | 0.00 | (101.10) | 4.75 | (4.75) |
| | 5011150 | Employer Health Ins | 0.00 | 0.00 | (515.94) | 515.94 |
| | 5011160 | Retiree Health Ins C | 0.00 | (90.99) | 4.28 | (4.28) |
| | 5011170 | VSDB & Longterm Disa | 0.00 | (51.15) | 2.39 | (2.39) |
| | 5011230 | Salaries, Classified | 0.00 | (5,682.22) | 362.46 | (362.46) |
| | 5011310 | Bonuses & Incentives | 0.00 | (10.00) | 0.00 | 0.00 |
| | 5011380 | Deferred Comp Match | 0.00 | (44.00) | 2.00 | (2.00) |
| | 5012420 | Fiscal Services | 0.00 | (12.39) | 0.00 | 0.00 |
| | 5012780 | VITA It Infrastructure | 0.00 | (129.24) | 8.59 | (8.59) |
| | 5014520 | Grnt-Non governmental | 0.00 | 0.00 | 100,000.00 | (100,000.00) |
| Task Total | : | 515000 | 0.00 | (7,760.42) | 99,946.31 | (99,946.31) |
| 517000 | 5011110 | Employer Retire Cont | 0.00 | 33.81 | 813.27 | (813.27) |

| <u>Task</u> | <u>Account</u> | <u>Account Description</u> | <u>Budgeted Amount</u> | <u>Month Expended</u> | <u>Year-to-Date Expended</u> | <u>Unexpended Amount</u> |
|-------------------|----------------|----------------------------|------------------------|-----------------------|------------------------------|--------------------------|
| | 5011120 | Salary Social Secur | 0.00 | 18.12 | 432.10 | (432.10) |
| | 5011140 | Group Life Insurance | 0.00 | 3.28 | 78.42 | (78.42) |
| | 5011150 | Employer Health Ins | 0.00 | 78.15 | 1,899.04 | (1,899.04) |
| | 5011160 | Retiree Health Ins C | 0.00 | 2.96 | 70.71 | (70.71) |
| | 5011170 | VSDB & Longterm Disa | 0.00 | 1.65 | 39.60 | (39.60) |
| | 5011230 | Salaries, Classified | 0.00 | 250.63 | 6,071.46 | (6,071.46) |
| | 5012420 | Fiscal Services | 0.00 | 0.00 | 12.39 | (12.39) |
| | 5012780 | VITA It Infrastructure | 0.00 | 13.91 | 188.98 | (188.98) |
| Task Total | : | | 0.00 | 402.51 | 9,605.97 | (9,605.97) |
| 520000 | 5012110 | Express Services | 0.00 | 0.00 | 20.22 | (20.22) |
| | 5012140 | Postal Services | 0.00 | 0.00 | 289.25 | (289.25) |
| | 5012150 | Printing Services | 0.00 | 23.50 | 23.50 | (23.50) |
| | 5012160 | Telecom Services (VI | 0.00 | 0.00 | 11,989.58 | (11,989.58) |
| | 5012190 | Inbound Freight Serv | 0.00 | 0.00 | 39.26 | (39.26) |
| | 5012220 | Publication Subscrip | 0.00 | 0.00 | 99.00 | (99.00) |
| | 5012240 | Employee Training/Mor | 0.00 | 1,027.37 | 2,787.37 | (2,787.37) |
| | 5012250 | Employee Tuition Rei | 0.00 | 0.00 | 7,668.00 | (7,668.00) |
| | 5012270 | Employee Training Tr | 0.00 | 0.00 | 4,032.18 | (4,032.18) |
| | 5012440 | Management Services | 0.00 | 9,359.95 | 11,859.95 | (11,859.95) |
| | 5012450 | Personnel Management | 0.00 | 0.00 | 1,393.01 | (1,393.01) |
| | 5012480 | Media Services | 0.00 | 339.00 | 339.00 | (339.00) |
| | 5012590 | Vehicle Repair & Mai | 0.00 | 0.00 | 4.00 | (4.00) |
| | 5012640 | Food & Dietary Servi | 0.00 | 385.70 | 1,006.85 | (1,006.85) |
| | 5012680 | Skilled Services | 0.00 | 1,500.00 | 1,979.71 | (1,979.71) |
| | 5012780 | VITA It Infrastructure | 0.00 | 582.99 | 597.38 | (597.38) |
| | 5012820 | Travel, Personal Veh | 0.00 | 71.81 | 1,046.21 | (1,046.21) |
| | 5012830 | Travel, Public Carri | 0.00 | 234.76 | 2,130.68 | (2,130.68) |
| | 5012840 | Travel, Sc Owned/Lea | 0.00 | 0.00 | 2,985.92 | (2,985.92) |
| | 5012850 | Travel, Subistence | 0.00 | 1,202.67 | 7,585.33 | (7,585.33) |
| | 5012880 | Travel, Meal Reimb-N | 0.00 | 459.75 | 5,164.25 | (5,164.25) |
| | 5012980 | Inter-Agy Recvry Con | 0.00 | 0.00 | 0.00 | 0.00 |
| | 5013120 | Office Supplies | 0.00 | 1,706.27 | 2,901.73 | (2,901.73) |
| | 5013230 | Gasoline | 0.00 | 0.00 | 145.22 | (145.22) |
| | 5013620 | Food & Dietary Suppl | 0.00 | 0.00 | 54.31 | (54.31) |
| | 5015350 | Building Rentals | 0.00 | 0.00 | 477.85 | (477.85) |
| | 5015410 | Agency Service Charg | 0.00 | 0.00 | 4.70 | (4.70) |
| | 5022620 | Office Furniture | 0.00 | 507.43 | 1,887.43 | (1,887.43) |
| Task Total | : | | 0.00 | 17,401.20 | 68,511.89 | (68,511.89) |
| 533000 | 5011110 | Employer Retire Cont | 0.00 | 77.57 | 1,385.55 | (1,385.55) |
| | 5011120 | Salary Social Secur | 0.00 | 45.00 | 764.10 | (764.10) |
| | 5011140 | Group Life Insurance | 0.00 | 8.02 | 135.89 | (135.89) |

| <u>Task</u> | <u>Account</u> | <u>Account Description</u> | <u>Budgeted Amount</u> | <u>Month Expended</u> | <u>Year-to-Date Expended</u> | <u>Unexpended Amount</u> |
|---------------------|----------------|----------------------------|------------------------|-----------------------|------------------------------|--------------------------|
| | 5011150 | Employer Health Ins | 0.00 | 126.43 | 2,885.24 | (2,885.24) |
| | 5011160 | Retiree Health Ins C | 0.00 | 7.22 | 122.21 | (122.21) |
| | 5011170 | VSDR & Longterm Disa | 0.00 | 4.05 | 68.72 | (68.72) |
| | 5011230 | Salaries, Classified | 0.00 | 717.72 | 10,312.53 | (10,312.53) |
| | 5011310 | Bonuses & Incentives | 0.00 | 0.00 | 20.00 | (20.00) |
| | 5011380 | Deferred Comp Match | 0.00 | 1.00 | 72.07 | (72.07) |
| | 5011620 | Salaries, Annual Lea | 0.00 | 0.00 | 378.84 | (378.84) |
| | 5011660 | DefContMatch-VRS Hyb | 0.00 | 5.05 | 25.24 | (25.24) |
| | 5012160 | Telecom Services (VI | 0.00 | 0.00 | 429.20 | (429.20) |
| | 5012420 | Fiscal Services | 0.00 | 0.00 | 37.18 | (37.18) |
| | 5012780 | VTRA It Infrastructu | 0.00 | 6.95 | 281.78 | (281.78) |
| | 5014810 | Statewide Ind Cost R | 0.00 | 57.87 | 167.85 | (167.85) |
| | 5014820 | Agency Indirect Cost | 0.00 | 2,238.80 | 6,493.01 | (6,493.01) |
| Task Total : | 533000 | | 0.00 | 3,295.68 | 23,579.41 | (23,579.41) |
| | 535000 | | | | | |
| | 5011110 | Employer Retire Cont | 0.00 | 538.47 | 11,891.50 | (11,891.50) |
| | 5011120 | Salary Social Secur | 0.00 | 291.90 | 6,414.97 | (6,414.97) |
| | 5011140 | Group Life Insurance | 0.00 | 52.94 | 1,150.74 | (1,150.74) |
| | 5011150 | Employer Health Ins | 0.00 | (0,592.50) | 5,662.54 | (5,662.54) |
| | 5011160 | Retiree Health Ins C | 0.00 | 47.65 | 1,035.59 | (1,035.59) |
| | 5011170 | VSDR & Longterm Disa | 0.00 | 26.66 | 582.00 | (582.00) |
| | 5011230 | Salaries, Classified | 0.00 | (18,094.84) | 53,508.72 | (53,508.72) |
| | 5011310 | Bonuses & Incentives | 0.00 | 0.00 | 520.00 | (520.00) |
| | 5011380 | Deferred Comp Match | 0.00 | 22.00 | 585.75 | (585.75) |
| | 5011620 | Salaries, Annual Lea | 0.00 | 0.00 | 454.61 | (454.61) |
| | 5011660 | DefContMatch-VRS Hyb | 0.00 | 6.73 | 33.66 | (33.66) |
| | 5012160 | Telecom Services (VI | 0.00 | 0.00 | 1,922.74 | (1,922.74) |
| | 5012240 | Employee Training/Mor | 0.00 | 1,100.00 | 1,100.00 | (1,100.00) |
| | 5012420 | Fiscal Services | 0.00 | 0.00 | 216.86 | (216.86) |
| | 5012780 | VTRA It Infrastructu | 0.00 | (263.50) | 2,156.16 | (2,156.16) |
| | 5012850 | Travel, Subistence | 0.00 | 0.00 | 614.10 | (614.10) |
| | 5012880 | Travel, Meal Reimb-N | 0.00 | 0.00 | 159.75 | (159.75) |
| | 5013230 | Gasoline | 0.00 | 0.00 | 31.52 | (31.52) |
| | 5014310 | Cat Aid-Local Govts& | 0.00 | 0.00 | 500.00 | (500.00) |
| | 5014810 | Statewide Ind Cost R | 0.00 | 189.16 | 870.94 | (870.94) |
| | 5014820 | Agency Indirect Cost | 0.00 | 7,317.27 | 33,690.34 | (33,690.34) |
| | 5015350 | Building Rentals | 0.00 | 322.95 | 322.95 | (322.95) |
| Task Total : | 535000 | | 0.00 | (17,035.07) | 123,425.44 | (123,425.44) |
| | 540000 | | | | | |
| | 5011110 | Employer Retire Cont | 0.00 | 312.06 | 7,459.04 | (7,459.04) |
| | 5011120 | Salary Social Secur | 0.00 | 159.70 | 3,952.99 | (3,952.99) |
| | 5011140 | Group Life Insurance | 0.00 | 30.31 | 720.27 | (720.27) |
| | 5011150 | Employer Health Ins | 0.00 | 682.06 | 15,140.12 | (15,140.12) |

| <u>Task</u> | <u>Account</u> | <u>Account Description</u> | <u>Budgeted Amount</u> | <u>Month Expended</u> | <u>Year-to-Date Expended</u> | <u>Unexpended Amount</u> |
|---------------------|----------------------|----------------------------|------------------------|-----------------------|------------------------------|--------------------------|
| | 5011160 | Retiree Health Ins C | 0.00 | 27.29 | 648.05 | (648.05) |
| | 5011170 | VSDB & Longterm Disa | 0.00 | 15.27 | 364.20 | (364.20) |
| | 5011230 | Salaries, Classified | 0.00 | 1,680.99 | 48,704.41 | (48,704.41) |
| | 5011310 | Bonuses & Incentives | 0.00 | 0.00 | 100.00 | (100.00) |
| | 5011380 | Deferred Comp Match | 0.00 | 1.88 | 45.12 | (45.12) |
| | 5011530 | Short-Term Disabilit | 0.00 | 165.25 | 3,865.76 | (3,865.76) |
| | 5012160 | Telecom Services (VI | 0.00 | 0.00 | (1,107.57) | 1,107.57 |
| | 5012420 | Fiscal Services | 0.00 | 0.00 | 117.72 | (117.72) |
| | 5012780 | VITA It Infrastructu | 0.00 | (393.18) | 989.85 | (989.85) |
| Task Total : | | | 0.00 | 2,681.63 | 80,999.96 | (80,999.96) |
| 546000 | 5014310 | Cat Aid-Local Govt& | 0.00 | 414,887.75 | 989,090.42 | (989,090.42) |
| Task Total : | | | 0.00 | 414,887.75 | 989,090.42 | (989,090.42) |
| 547000 | 5014520 | Grnt-Nongovernmental | 0.00 | 869,324.56 | 2,979,909.73 | (2,979,909.73) |
| Task Total : | | | 0.00 | 869,324.56 | 2,979,909.73 | (2,979,909.73) |
| 550000 | 5014310 | Cat Aid-Local Govt& | 0.00 | 5,366.03 | 11,064.41 | (11,064.41) |
| 5014520 | Grnt-Nongovernmental | | 0.00 | 119,271.08 | 341,660.59 | (341,660.59) |
| Task Total : | | | 0.00 | 124,637.11 | 352,725.00 | (352,725.00) |
| 553000 | 5014520 | Grnt-Nongovernmental | 0.00 | 161,387.00 | 968,422.00 | (968,422.00) |
| Task Total : | | | 0.00 | 161,387.00 | 968,422.00 | (968,422.00) |
| 556000 | 5011110 | Employer Retire Cont | 0.00 | 94.26 | 2,269.12 | (2,269.12) |
| 5011120 | Salary Social Secur | | 0.00 | 68.10 | 1,631.25 | (1,631.25) |
| 5011140 | Group Life Insurance | | 0.00 | 12.36 | 295.51 | (295.51) |
| 5011150 | Employer Health Ins | | 0.00 | 289.11 | 9,631.41 | (9,631.41) |
| 5011160 | Retiree Health Ins C | | 0.00 | 11.13 | 265.90 | (265.90) |
| 5011170 | VSDB & Longterm Disa | | 0.00 | 6.23 | 149.52 | (149.52) |
| 5011230 | Salaries, Classified | | 0.00 | 943.54 | 30,023.86 | (30,023.86) |
| 5011660 | DeconMatch-VRS Hyb | | 0.00 | 33.03 | 792.72 | (792.72) |
| 5012160 | Telecom Services (VI | | 0.00 | 0.00 | 5.52 | (5.52) |
| 5012420 | Fiscal Services | | 0.00 | 0.00 | 45.85 | (45.85) |
| 5012780 | VITA It Infrastructu | | 0.00 | 51.46 | 514.60 | (514.60) |
| 5014520 | Grnt-Nongovernmental | | 0.00 | 0.00 | 93,659.85 | (93,659.85) |
| 5014810 | Statewide Ind Cost R | | 0.00 | 281.94 | 488.69 | (488.69) |
| 5014820 | Agency Indirect Cost | | 0.00 | 10,906.05 | 18,903.72 | (18,903.72) |
| Task Total : | | | 0.00 | 12,697.21 | 158,677.52 | (158,677.52) |

| <u>Task</u> | <u>Account</u> | <u>Account Description</u> | <u>Budgeted Amount</u> | <u>Month Expended</u> | <u>Year-to-Date Expended</u> | <u>Unexpended Amount</u> |
|---------------------|----------------|----------------------------|------------------------|-----------------------|------------------------------|--------------------------|
| 557000 | 5011110 | Employer Retire Cont | 0.00 | 92.45 | 2,182.88 | (2,182.88) |
| | 5011120 | Salary Social Secur | 0.00 | 51.80 | 1,219.31 | (1,219.31) |
| | 5011140 | Group Life Insurance | 0.00 | 9.16 | 215.01 | (215.01) |
| | 5011150 | Employer Health Ins | 0.00 | 9,943.17 | 18,483.73 | (18,483.73) |
| | 5011160 | Retiree Health Ins C | 0.00 | 8.25 | 193.49 | (193.49) |
| | 5011170 | VSOB & Longterm Disa | 0.00 | 4.60 | 108.39 | (108.39) |
| | 5011230 | Salaries, Classified | 0.00 | 22,283.64 | 49,103.29 | (49,103.29) |
| | 5011310 | Bonuses & Incentives | 0.00 | 0.00 | 60.00 | (60.00) |
| | 5011380 | Deferred Comp Match | 0.00 | 2.00 | 48.00 | (48.00) |
| | 5011660 | DefComMatch-VRS Hyb | 0.00 | 1.77 | 42.48 | (42.48) |
| | 5012240 | Employee Training/Mor | 0.00 | 1,717.37 | 1,717.37 | (1,717.37) |
| | 5012270 | Employee Training Tr | 0.00 | 0.00 | 2,389.05 | (2,389.05) |
| | 5012420 | Fiscal Services | 0.00 | 0.00 | 39.65 | (39.65) |
| | 5012440 | Management Services | 0.00 | 0.00 | 11,000.00 | (11,000.00) |
| | 5012780 | VITA It Infrastructu | 0.00 | 44.51 | 445.10 | (445.10) |
| | 5014810 | Statewide Ind Cost R | 0.00 | 650.20 | 799.24 | (799.24) |
| | 5014820 | Agency Indirect Cost | 0.00 | 25,151.46 | 30,916.58 | (30,916.58) |
| Task Total : | 557000 | | 0.00 | 59,960.38 | 118,963.57 | (118,963.57) |
| 560000 | 5011110 | Employer Retire Cont | 0.00 | 487.96 | 10,468.48 | (10,468.48) |
| | 5011120 | Salary Social Secur | 0.00 | 265.27 | 5,703.66 | (5,703.66) |
| | 5011140 | Group Life Insurance | 0.00 | 47.38 | 1,011.02 | (1,011.02) |
| | 5011150 | Employer Health Ins | 0.00 | 10.62 | 8,601.93 | (8,601.93) |
| | 5011160 | Retiree Health Ins C | 0.00 | 42.69 | 910.03 | (910.03) |
| | 5011170 | VSOB & Longterm Disa | 0.00 | 23.88 | 511.35 | (511.35) |
| | 5011230 | Salaries, Classified | 0.00 | 2,458.49 | 69,353.25 | (69,353.25) |
| | 5011310 | Bonuses & Incentives | 0.00 | 0.00 | 474.00 | (474.00) |
| | 5011380 | Deferred Comp Match | 0.00 | 18.62 | 430.49 | (430.49) |
| | 5012420 | Fiscal Services | 0.00 | 0.00 | 111.53 | (111.53) |
| | 5012780 | VITA It Infrastructu | 0.00 | 154.04 | 1,822.77 | (1,822.77) |
| Task Total : | 560000 | | 0.00 | 3,508.95 | 99,398.51 | (99,398.51) |
| 561000 | 5014520 | Grnt-Nongovernmental | 0.00 | 0.00 | 2,523,864.00 | (2,523,864.00) |
| Task Total : | 561000 | | 0.00 | 0.00 | 2,523,864.00 | (2,523,864.00) |
| 562000 | 5014520 | Grnt-Nongovernmental | 0.00 | 65,190.58 | 1,000,703.98 | (1,000,703.98) |
| Task Total : | 562000 | | 0.00 | 65,190.58 | 1,000,703.98 | (1,000,703.98) |
| 575000 | 5011110 | Employer Retire Cont | 0.00 | 271.15 | 813.45 | (813.45) |
| | 5011120 | Salary Social Secur | 0.00 | 146.62 | 439.69 | (439.69) |

| <u>Task</u> | <u>Account</u> | <u>Account Description</u> | <u>Budgeted Amount</u> | <u>Month Expended</u> | <u>Year-to-Date Expended</u> | <u>Unexpended Amount</u> |
|-------------------|----------------|----------------------------|------------------------|-----------------------|------------------------------|--------------------------|
| | 5011140 | Group Life Insurance | 0.00 | 26.33 | 78.99 | (78.99) |
| | 5011150 | Employer Health Ins | 0.00 | 238.02 | 714.02 | (714.02) |
| | 5011160 | Retiree Health Ins C | 0.00 | 23.72 | 71.16 | (71.16) |
| | 5011170 | VSDB & Longterm Disa | 0.00 | 13.26 | 39.78 | (39.78) |
| | 5011230 | Salaries, Classified | 0.00 | 2,010.00 | 6,030.00 | (6,030.00) |
| | 5012780 | VITA It Infrastructure | 0.00 | 111.27 | 111.27 | (111.27) |
| | 5014810 | Statewide Ind Cost R | 0.00 | 98.15 | 98.15 | (98.15) |
| | 5014820 | Agency Indirect Cost | 0.00 | 3,796.63 | 3,796.63 | (3,796.63) |
| Task Total | : | 575000 | 0.00 | 6,735.15 | 12,193.14 | (12,193.14) |
| 581000 | 5014520 | Grnt-Nongovernmental | 0.00 | 106,754.09 | 2,302,651.00 | (2,302,651.00) |
| Task Total | : | 581000 | 0.00 | 106,754.09 | 2,302,651.00 | (2,302,651.00) |
| 592000 | 5014410 | Payments To Substate | 0.00 | 17,250.00 | 145,041.66 | (145,041.66) |
| | 5014520 | Grnt-Nongovernmental | 0.00 | 53,365.00 | 6,621,960.95 | (6,621,960.95) |
| Task Total | : | 592000 | 0.00 | 70,615.00 | 6,767,002.61 | (6,767,002.61) |
| 597000 | 5011110 | Employer Retire Cont | 0.00 | 1,943.84 | 42,641.65 | (42,641.65) |
| | 5011120 | Salary Social Secur | 0.00 | 1,064.34 | 23,360.17 | (23,360.17) |
| | 5011140 | Group Life Insurance | 0.00 | 189.49 | 4,133.51 | (4,133.51) |
| | 5011150 | Employer Health Ins | 0.00 | (4,112.96) | 51,710.31 | (51,710.31) |
| | 5011160 | Retiree Health Ins C | 0.00 | 170.69 | 3,720.93 | (3,720.93) |
| | 5011170 | VSDB & Longterm Disa | 0.00 | 95.48 | 2,089.38 | (2,089.38) |
| | 5011230 | Salaries, Classified | 0.00 | (11,056.47) | 293,298.61 | (293,298.61) |
| | 5011310 | Bonuses & Incentives | 0.00 | 0.00 | 557.50 | (557.50) |
| | 5011380 | Deferred Comp Match | 0.00 | 52.50 | 1,080.25 | (1,080.25) |
| | 5011660 | DefContMatch-VRS Hyb | 0.00 | 7.56 | 143.92 | (143.92) |
| | 5012110 | Express Services | 0.00 | 0.00 | 6.07 | (6.07) |
| | 5012140 | Postal Services | 0.00 | 0.00 | 106.50 | (106.50) |
| | 5012150 | Printing Services | 0.00 | 0.00 | 17.50 | (17.50) |
| | 5012160 | Telecom Services (VI | 0.00 | 0.00 | 4,388.01 | (4,388.01) |
| | 5012190 | Inbound Freight Serv | 0.00 | 18.21 | 112.76 | (112.76) |
| | 5012210 | Organization Members | 0.00 | 0.00 | 584.00 | (584.00) |
| | 5012240 | Employee Training/Mor | 0.00 | 1,224.00 | 6,354.00 | (6,354.00) |
| | 5012270 | Employee Training Tr | 0.00 | 0.00 | 2,007.04 | (2,007.04) |
| | 5012420 | Fiscal Services | 0.00 | 0.00 | 551.44 | (551.44) |
| | 5012470 | Legal Services | 0.00 | 205.00 | 1,409.50 | (1,409.50) |
| | 5012480 | Media Services | 0.00 | 0.00 | 7,197.30 | (7,197.30) |
| | 5012640 | Food & Dietary Servi | 0.00 | 0.00 | 235.78 | (235.78) |
| | 5012680 | Skilled Services | 0.00 | 0.00 | 115.31 | (115.31) |
| | 5012720 | VITA Pass Thru Charg | 0.00 | 0.00 | 598.30 | (598.30) |
| | 5012780 | VITA It Infrastructure | 0.00 | 851.97 | 8,480.50 | (8,480.50) |

| <u>Task</u> | <u>Account</u> | <u>Account Description</u> | <u>Budgeted Amount</u> | <u>Month Expended</u> | <u>Year-to-Date Expended</u> | <u>Unexpended Amount</u> |
|-------------------|----------------|----------------------------|------------------------|-----------------------|------------------------------|--------------------------|
| | 5012820 | Travel, Personal Veh | 0.00 | 0.00 | 406.91 | (406.91) |
| | 5012830 | Travel, Public Carri | 0.00 | 36.23 | 840.77 | (840.77) |
| | 5012840 | Travel, St Owned/Lea | 0.00 | 0.00 | 1,536.56 | (1,536.56) |
| | 5012850 | Travel, Subsidence | 0.00 | 239.04 | 6,328.63 | (6,328.63) |
| | 5012880 | Travel, Meal Reimb-N | 0.00 | 153.00 | 2,772.63 | (2,772.63) |
| | 5012980 | Inter-Agy Recvry Con | 0.00 | 0.00 | 0.00 | 0.00 |
| | 5013120 | Office Supplies | 0.00 | 0.00 | 1,258.47 | (1,258.47) |
| | 5013230 | Gasoline | 0.00 | 0.00 | 27.82 | (27.82) |
| | 5014130 | Premiums | 0.00 | 0.00 | 8,500.00 | (8,500.00) |
| | 5014520 | Grnt-Nongovernmental | 0.00 | 0.00 | 0.00 | 0.00 |
| | 5014810 | Statewide Ind Cost R | 0.00 | 2,026.89 | 4,773.92 | (4,773.92) |
| | 5014820 | Agency Indirect Cost | 0.00 | 78,405.55 | 184,667.65 | (184,667.65) |
| | 5015350 | Building Rentals | 0.00 | 0.00 | 518.00 | (518.00) |
| | 5015410 | Agency Service Chrg | 0.00 | 0.00 | 1.46 | (1.46) |
| Task Total | : | 597000 | 0.00 | 71,514.36 | 666,533.06 | (666,533.06) |
| 598000 | 5011110 | Employer Retire Cont | 0.00 | 189.21 | 4,497.60 | (4,497.60) |
| | 5011120 | Salary Social Securt | 0.00 | 103.70 | 2,310.30 | (2,310.30) |
| | 5011140 | Group Life Insurance | 0.00 | 18.37 | 430.31 | (430.31) |
| | 5011150 | Employer Health Ins | 0.00 | 2,977.89 | 14,649.44 | (14,649.44) |
| | 5011160 | Retiree Health Ins C | 0.00 | 16.56 | 387.63 | (387.63) |
| | 5011170 | VSDB & Longterm Disa | 0.00 | 9.25 | 217.21 | (217.21) |
| | 5011230 | Salaries, Classified | 0.00 | 8,876.95 | 55,299.43 | (55,299.43) |
| | 5011380 | Deferred Comp Match | 0.00 | 10.50 | 249.50 | (249.50) |
| | 5011530 | Short-Term Disabilt | 0.00 | 0.00 | 3,012.85 | (3,012.85) |
| | 5012140 | Postal Services | 0.00 | 0.00 | 1.82 | (1.82) |
| | 5012160 | Telecom Services (VI | 0.00 | 0.00 | 670.10 | (670.10) |
| | 5012420 | Fiscal Services | 0.00 | 0.00 | 80.55 | (80.55) |
| | 5012780 | VITA It Infrastructu | 0.00 | 90.42 | 893.30 | (893.30) |
| | 5012820 | Travel, Personal Veh | 0.00 | 0.00 | 43.30 | (43.30) |
| | 5012830 | Travel, Public Carri | 0.00 | 0.00 | 142.76 | (142.76) |
| | 5012840 | Travel, St Owned/Lea | 0.00 | 0.00 | 189.30 | (189.30) |
| | 5012850 | Travel, Subsidence | 0.00 | 0.00 | 537.65 | (537.65) |
| | 5012880 | Travel, Meal Reimb-N | 0.00 | 0.00 | 390.87 | (390.87) |
| | 5013120 | Office Supplies | 0.00 | 0.00 | 35.50 | (35.50) |
| | 5013130 | Stationary & Forms | 0.00 | 0.00 | 194.33 | (194.33) |
| | 5013230 | Gasoline | 0.00 | 0.00 | 41.80 | (41.80) |
| | 5014810 | Statewide Ind Cost R | 0.00 | 581.79 | 836.12 | (836.12) |
| | 5014820 | Agency Indirect Cost | 0.00 | 22,505.32 | 32,343.54 | (32,343.54) |
| | 5015410 | Agency Service Chrg | 0.00 | 0.00 | 0.03 | (0.03) |
| Task Total | : | 598000 | 0.00 | 35,379.36 | 117,455.24 | (117,455.24) |
| 599000 | 5014520 | Grnt-Nongovernmental | 0.00 | 0.00 | (28,213.38) | 28,213.38 |

| <u>Task</u> | <u>Account</u> | <u>Account Description</u> | <u>Budgeted Amount</u> | <u>Month Expended</u> | <u>Year-to-Date Expended</u> | <u>Unexpended Amount</u> |
|-------------|---------------------|----------------------------|------------------------|-----------------------|------------------------------|--------------------------|
| | Task Total : | | 0.00 | 0.00 | (28,213.38) | 28,213.38 |
| 601000 | 5011110 | Employer Retire Cont | 0.00 | 963.15 | 23,028.56 | (23,028.56) |
| | 5011120 | Salary Social Secur | 0.00 | 548.75 | 12,969.74 | (12,969.74) |
| | 5011140 | Group Life Insurance | 0.00 | 96.06 | 2,272.43 | (2,272.43) |
| | 5011150 | Employer Health Ins | 0.00 | 792.21 | 18,943.83 | (18,943.83) |
| | 5011160 | Retiree Health Ins C | 0.00 | 86.53 | 2,045.31 | (2,045.31) |
| | 5011170 | VSDB & Longterm Disa | 0.00 | 48.39 | 1,149.04 | (1,149.04) |
| | 5011230 | Salaries, Classified | 0.00 | 67,651.66 | 234,386.45 | (234,386.45) |
| | 5011380 | Deferred Comp Match | 0.00 | 20.00 | 480.00 | (480.00) |
| | 5011660 | DeComMatch-VRS Hyb | 0.00 | 26.14 | 514.13 | (514.13) |
| | 5012110 | Express Services | 0.00 | 0.00 | 22.67 | (22.67) |
| | 5012120 | Outbound Freight Ser | 0.00 | 0.00 | 20.00 | (20.00) |
| | 5012140 | Postal Services | 0.00 | 0.00 | 0.47 | (0.47) |
| | 5012160 | Telecom Services (VI | 0.00 | 0.00 | 1,319.98 | (1,319.98) |
| | 5012240 | Employee Trainings/Mor | 0.00 | 0.00 | 150.00 | (150.00) |
| | 5012250 | Employee Tuition Rel | 0.00 | 1,050.00 | 6,300.00 | (6,300.00) |
| | 5012270 | Employee Training Tr | 0.00 | 0.00 | 442.08 | (442.08) |
| | 5012420 | Fiscal Services | 0.00 | 0.00 | 417.61 | (417.61) |
| | 5012780 | VITA It Infrastructu | 0.00 | 344.04 | 4,396.95 | (4,396.95) |
| | 5012820 | Travel, Personal Veh | 0.00 | 0.00 | 794.82 | (794.82) |
| | 5012830 | Travel, Public Carri | 0.00 | 0.00 | 118.60 | (118.60) |
| | 5012840 | Travel, St Owned/Lea | 0.00 | 0.00 | 553.94 | (553.94) |
| | 5012850 | Travel, Substistence | 0.00 | 0.00 | 1,439.58 | (1,439.58) |
| | 5012880 | Travel, Meal Relmb-N | 0.00 | 0.00 | 584.00 | (584.00) |
| | 5012980 | Inter-Agy Recvry Con | 0.00 | 0.00 | 0.00 | 0.00 |
| | 5013120 | Office Supplies | 0.00 | 0.00 | 273.49 | (273.49) |
| | 5015410 | Agency Service Chary | 0.00 | 0.00 | 0.27 | (0.27) |
| | Task Total : | | 0.00 | 71,626.93 | 312,623.95 | (312,623.95) |
| 621000 | 5011110 | Employer Retire Cont | 0.00 | 1,753.66 | 46,416.86 | (46,416.86) |
| | 5011120 | Salary Social Secur | 0.00 | 1,014.60 | 27,347.20 | (27,347.20) |
| | 5011130 | Wage Social Security | 0.00 | 108.77 | 1,129.78 | (1,129.78) |
| | 5011140 | Group Life Insurance | 0.00 | 180.00 | 4,752.82 | (4,752.82) |
| | 5011150 | Employer Health Ins | 0.00 | 1,929.42 | 57,102.73 | (57,102.73) |
| | 5011160 | Retiree Health Ins C | 0.00 | 162.14 | 4,277.03 | (4,277.03) |
| | 5011170 | VSDB & Longterm Disa | 0.00 | 75.39 | 2,038.54 | (2,038.54) |
| | 5011230 | Salaries, Classified | 0.00 | 13,740.03 | 361,992.26 | (361,992.26) |
| | 5011310 | Bonuses & Incentives | 0.00 | 0.00 | 1,690.00 | (1,690.00) |
| | 5011380 | Deferred Comp Match | 0.00 | 40.00 | 1,011.00 | (1,011.00) |
| | 5011410 | Wages, General | 0.00 | 1,470.75 | 15,084.90 | (15,084.90) |
| | 5011530 | Short-Term Disabilit | 0.00 | 0.00 | 254.07 | (254.07) |
| | 5011620 | Salaries, Annual Lea | 0.00 | 0.00 | 6,474.75 | (6,474.75) |

| <u>Task</u> | <u>Account</u> | <u>Account Description</u> | <u>Budgeted Amount</u> | <u>Month Expended</u> | <u>Year-to-Date Expended</u> | <u>Unexpended Amount</u> |
|-------------|----------------|----------------------------|------------------------|-----------------------|------------------------------|--------------------------|
| | 5011660 | DefContMatch-VRS Hyb | 0.00 | 99.88 | 2,896.70 | (2,896.70) |
| | 5012140 | Postal Services | 0.00 | 0.00 | 1,236.56 | (1,236.56) |
| | 5012150 | Printing Services | 0.00 | 10,457.45 | 69,998.64 | (69,998.64) |
| | 5012160 | Telecom Services (VI | 0.00 | 0.00 | 8,254.96 | (8,254.96) |
| | 5012190 | Inbound Freight Serv | 0.00 | 0.00 | 214.26 | (214.26) |
| | 5012210 | Organization Members | 0.00 | 120.00 | 23,372.25 | (23,372.25) |
| | 5012220 | Publication Subscrip | 0.00 | 2,000.00 | 15,315.50 | (15,315.50) |
| | 5012240 | Employee Training/Mor | 0.00 | 0.00 | 8,569.00 | (8,569.00) |
| | 5012250 | Employee Tuition Rel | 0.00 | 0.00 | 3,580.00 | (3,580.00) |
| | 5012260 | Employee Training Co | 0.00 | 0.00 | 3,023.75 | (3,023.75) |
| | 5012270 | Employee Training Tr | 0.00 | (29,773.60) | 160,235.08 | (160,235.08) |
| | 5012420 | Fiscal Services | 0.00 | 160.10 | 1,696.25 | (1,696.25) |
| | 5012440 | Management Services | 0.00 | 0.00 | 190,925.41 | (190,925.41) |
| | 5012460 | Public Info&Public R | 0.00 | 0.00 | 4,830.00 | (4,830.00) |
| | 5012550 | Highway Repair & Mai | 0.00 | 0.00 | 2,232.50 | (2,232.50) |
| | 5012590 | Vehicle Repair & Mai | 0.00 | 0.00 | 878.70 | (878.70) |
| | 5012610 | Architectural & Engin | 0.00 | 0.00 | 500.00 | (500.00) |
| | 5012630 | Clerical Services | 0.00 | 2,257.55 | 32,232.96 | (32,232.96) |
| | 5012640 | Food & Dietary Servi | 0.00 | 477.53 | 5,380.90 | (5,380.90) |
| | 5012670 | Production Services | 0.00 | 0.00 | 839.25 | (839.25) |
| | 5012680 | Skilled Services | 0.00 | 84,103.77 | 305,822.34 | (305,822.34) |
| | 5012750 | Computer Software Ma | 0.00 | 0.00 | 4,000.00 | (4,000.00) |
| | 5012770 | Computr Operaty Srv | 0.00 | 0.00 | 3,098.45 | (3,098.45) |
| | 5012780 | VITA It Infrastructu | 0.00 | 2,270.84 | 23,583.37 | (23,583.37) |
| | 5012790 | Computer Softwre Dev | 0.00 | 2,000.00 | 2,000.00 | (2,000.00) |
| | 5012820 | Travel, Personal Veh | 0.00 | 140.74 | 887.38 | (887.38) |
| | 5012830 | Travel, Public Carri | 0.00 | 1,520.09 | 4,232.25 | (4,232.25) |
| | 5012840 | Travel, St Owned/Lea | 0.00 | 0.00 | 796.86 | (796.86) |
| | 5012850 | Travel, Subside | 0.00 | 8,665.05 | 11,235.59 | (11,235.59) |
| | 5012880 | Travel, Meal Reimb-N | 0.00 | 1,859.75 | 5,690.25 | (5,690.25) |
| | 5012980 | Inter-Agy Recvry Con | 0.00 | 0.00 | (10.13) | 10.13 |
| | 5013120 | Office Supplies | 0.00 | 2,272.47 | 13,470.59 | (13,470.59) |
| | 5013130 | Stationary & Forms | 0.00 | 0.00 | 873.50 | (873.50) |
| | 5013230 | Gasoline | 0.00 | 0.00 | 730.13 | (730.13) |
| | 5013430 | Field Supplies | 0.00 | 0.00 | 2,198.00 | (2,198.00) |
| | 5013740 | Educational Supplies | 0.00 | 0.00 | 28,146.50 | (28,146.50) |
| | 5014130 | Premiums | 0.00 | 23,550.00 | 59,050.00 | (59,050.00) |
| | 5015350 | Building Rentals | 0.00 | 0.00 | 1,109.00 | (1,109.00) |
| | 5015410 | Agency Service Chax | 0.00 | 0.00 | 836.26 | (836.26) |
| | 5015450 | DGS Parking Charges | 0.00 | 0.00 | 588.00 | (588.00) |
| | 5022170 | Other Computer Equip | 0.00 | 0.00 | 1,892.25 | (1,892.25) |
| | 5022180 | Computer Software Pu | 0.00 | 0.00 | 3,000.00 | (3,000.00) |
| | 5022240 | Reference Equipment | 0.00 | 0.00 | 4,217.66 | (4,217.66) |
| | 5022420 | Medical & Dental Equ | 0.00 | 395.20 | 395.20 | (395.20) |
| | 5022540 | Motor Vehicle Equipm | 0.00 | 0.00 | 35.00 | (35.00) |

| <u>Task</u> | <u>Account</u> | <u>Account Description</u> | <u>Budgeted Amount</u> | <u>Month Expended</u> | <u>Year-to-Date Expended</u> | <u>Unexpended Amount</u> |
|---------------------|----------------|----------------------------|------------------------|-----------------------|------------------------------|--------------------------|
| | 5022630 | Office Incidentals | 0.00 | 0.00 | 1,713.56 | (1,713.56) |
| Task Total : | | 621000 | 0.00 | 135,284.08 | 1,545,376.62 | (1,545,376.62) |
| 631000 | 5011110 | Employer Retire Cont | 0.00 | 534.51 | 12,781.86 | (12,781.86) |
| | 5011120 | Salary Social Secur | 0.00 | 288.72 | 6,875.55 | (6,875.55) |
| | 5011140 | Group Life Insurance | 0.00 | 51.91 | 1,234.10 | (1,234.10) |
| | 5011150 | Employer Health Ins | 0.00 | 735.54 | 17,588.79 | (17,588.79) |
| | 5011160 | Retiree Health Ins C | 0.00 | 46.76 | 1,110.84 | (1,110.84) |
| | 5011170 | VSDB & Longterm Disa | 0.00 | 26.15 | 624.00 | (624.00) |
| | 5011230 | Salaries, Classified | 0.00 | 3,962.28 | 94,729.22 | (94,729.22) |
| | 5011380 | Deferred Comp Match | 0.00 | 10.00 | 240.00 | (240.00) |
| | 5012140 | Postal Services | 0.00 | 0.00 | 576.93 | (576.93) |
| | 5012150 | Printing Services | 0.00 | 0.00 | 46.25 | (46.25) |
| | 5012160 | Telecom Services (VI | 0.00 | 0.00 | 1,336.26 | (1,336.26) |
| | 5012190 | Inbound Freight Serv | 0.00 | 212.06 | 478.66 | (478.66) |
| | 5012210 | Organization Members | 0.00 | 45.00 | 385.00 | (385.00) |
| | 5012240 | Employee Training/Mor | 0.00 | 0.00 | 1,195.00 | (1,195.00) |
| | 5012250 | Employee Tuition Rel | 0.00 | 0.00 | 199.00 | (199.00) |
| | 5012270 | Employee Training Tr | 0.00 | 0.00 | 294.72 | (294.72) |
| | 5012420 | Fiscal Services | 0.00 | 0.00 | 171.01 | (171.01) |
| | 5012640 | Food & Dietary Servi | 0.00 | 1,115.49 | 6,569.34 | (6,569.34) |
| | 5012680 | Skilled Services | 0.00 | 152.96 | 152.96 | (152.96) |
| | 5012780 | VITA It Infrastructu | 0.00 | 191.94 | 1,919.43 | (1,919.43) |
| | 5012820 | Travel, Personal Veh | 0.00 | 347.75 | 5,649.86 | (5,649.86) |
| | 5012830 | Travel, Public Carri | 0.00 | 0.00 | 1,638.48 | (1,638.48) |
| | 5012840 | Travel, St Owned/Lea | 0.00 | 0.00 | 2,109.66 | (2,109.66) |
| | 5012850 | Travel, Subistence | 0.00 | 1,125.06 | 6,914.62 | (6,914.62) |
| | 5012880 | Travel, Meal Reimb-N | 0.00 | 379.50 | 3,375.75 | (3,375.75) |
| | 5012980 | Inter-Agy Recvry Con | 0.00 | 0.00 | 0.00 | 0.00 |
| | 5013120 | Office Supplies | 0.00 | 84.84 | 2,059.44 | (2,059.44) |
| | 5013230 | Gasoline | 0.00 | 0.00 | 44.24 | (44.24) |
| | 5015410 | Agency Service Chary | 0.00 | 0.00 | 11.08 | (11.08) |
| | 5022240 | Reference Equipment | 0.00 | 0.00 | 770.00 | (770.00) |
| Task Total : | | 631000 | 0.00 | 9,310.47 | 171,082.05 | (171,082.05) |
| 633000 | 5011110 | Employer Retire Cont | 0.00 | 506.21 | 14,659.46 | (14,659.46) |
| | 5011120 | Salary Social Secur | 0.00 | 276.05 | 8,415.58 | (8,415.58) |
| | 5011140 | Group Life Insurance | 0.00 | 49.16 | 1,481.93 | (1,481.93) |
| | 5011150 | Employer Health Ins | 0.00 | 941.40 | 26,156.51 | (26,156.51) |
| | 5011160 | Retiree Health Ins C | 0.00 | 44.28 | 1,333.94 | (1,333.94) |
| | 5011170 | VSDB & Longterm Disa | 0.00 | 24.77 | 748.80 | (748.80) |
| | 5011230 | Salaries, Classified | 0.00 | (40,929.85) | 67,685.27 | (67,685.27) |
| | 5011310 | Bonuses & Incentives | 0.00 | 17.81 | 47.81 | (47.81) |

| <u>Task</u> | <u>Account</u> | <u>Account Description</u> | <u>Budgeted Amount</u> | <u>Month Expended</u> | <u>Year-to-Date Expended</u> | <u>Unexpended Amount</u> |
|-------------------|----------------|----------------------------|------------------------|-----------------------|------------------------------|--------------------------|
| | 5011380 | Deferred Comp Match | 0.00 | 14.00 | 308.00 | (308.00) |
| | 5011530 | Short-Term Disability | 0.00 | 0.00 | 508.15 | (508.15) |
| | 5011620 | Salaries, Annual Lea | 0.00 | 0.00 | 1,859.14 | (1,859.14) |
| | 5011660 | DefConMatch-VRS Hyb | 0.00 | 0.00 | 665.78 | (665.78) |
| | 5012110 | Express Services | 0.00 | 0.00 | 170.36 | (170.36) |
| | 5012140 | Postal Services | 0.00 | 0.00 | 10.73 | (10.73) |
| | 5012160 | Telecom Services (VI | 0.00 | 0.00 | 317.50 | (317.50) |
| | 5012420 | Fiscal Services | 0.00 | 99.91 | 1,788.13 | (1,788.13) |
| | 5012470 | Legal Services | 0.00 | 0.00 | 230.62 | (230.62) |
| | 5012640 | Food & Dietary Servl | 0.00 | 0.00 | 239.65 | (239.65) |
| | 5012680 | Skilled Services | 0.00 | 0.00 | 231.32 | (231.32) |
| | 5012780 | VITA It Infrastructure | 0.00 | 228.40 | 2,536.09 | (2,536.09) |
| | 5012820 | Travel, Personal Veh | 0.00 | 559.62 | 559.62 | (559.62) |
| | 5012830 | Travel, Public Carri | 0.00 | 128.28 | 300.18 | (300.18) |
| | 5012840 | Travel, St Owned/Lea | 0.00 | 0.00 | 626.05 | (626.05) |
| | 5012850 | Travel, Subistence | 0.00 | 102.83 | 763.73 | (763.73) |
| | 5012880 | Travel, Meal Reimb-N | 0.00 | 67.50 | 550.50 | (550.50) |
| | 5012980 | Inter-Agy Recvry Con | 0.00 | 0.00 | 0.00 | 0.00 |
| | 5013230 | Gasoline | 0.00 | 0.00 | 159.74 | (159.74) |
| | 5015410 | Agency Service Charg | 0.00 | 0.00 | 3.13 | (3.13) |
| Task Total | : | 633000 | 0.00 | (37,869.63) | 132,357.72 | (132,357.72) |
| 634000 | 5014110 | Individual Claims & | 0.00 | 0.00 | 16,000.00 | (16,000.00) |
| Task Total | : | 634000 | 0.00 | 0.00 | 16,000.00 | (16,000.00) |
| 641000 | 5011110 | Employer Retire Cont | 0.00 | 953.74 | 29,041.75 | (29,041.75) |
| | 5011120 | Salary Social Secur | 0.00 | 523.41 | 16,715.41 | (16,715.41) |
| | 5011140 | Group Life Insurance | 0.00 | 92.62 | 2,931.60 | (2,931.60) |
| | 5011150 | Employer Health Ins | 0.00 | 1,490.43 | 45,242.14 | (45,242.14) |
| | 5011160 | Retiree Health Ins C | 0.00 | 83.42 | 2,638.47 | (2,638.47) |
| | 5011170 | VSOB & Longterm Disa | 0.00 | 46.67 | 1,482.88 | (1,482.88) |
| | 5011230 | Salaries, Classified | 0.00 | (57,072.48) | 158,410.66 | (158,410.66) |
| | 5011310 | Bonuses & Incentives | 0.00 | 7.63 | 62.63 | (62.63) |
| | 5011380 | Deferred Comp Match | 0.00 | 26.00 | 671.00 | (671.00) |
| | 5011530 | Short-Term Disability | 0.00 | 0.00 | 931.60 | (931.60) |
| | 5011620 | Salaries, Annual Lea | 0.00 | 0.00 | 3,511.19 | (3,511.19) |
| | 5011660 | DefConMatch-VRS Hyb | 0.00 | 0.00 | 1,331.35 | (1,331.35) |
| | 5012110 | Express Services | 0.00 | 0.00 | 160.55 | (160.55) |
| | 5012140 | Postal Services | 0.00 | 0.00 | 64.56 | (64.56) |
| | 5012150 | Printing Services | 0.00 | 2,014.98 | 2,014.98 | (2,014.98) |
| | 5012160 | Telecom Services (VI | 0.00 | 0.00 | 2,790.99 | (2,790.99) |
| | 5012190 | Inbound Freight Serv | 0.00 | 191.62 | 2,940.25 | (2,940.25) |
| | 5012240 | Employee Training/Wor | 0.00 | 0.00 | 60.00 | (60.00) |

| <u>Task</u> | <u>Account</u> | <u>Account Description</u> | <u>Budgeted Amount</u> | <u>Month Expended</u> | <u>Year-to-Date Expended</u> | <u>Unexpended Amount</u> |
|---------------------|----------------|----------------------------|------------------------|-----------------------|------------------------------|--------------------------|
| | 5012420 | Fiscal Services | 0.00 | 609.88 | 6,761.49 | (6,761.49) |
| | 5012630 | Clerical Services | 0.00 | 0.00 | 1,398.60 | (1,398.60) |
| | 5012780 | VITA It Infrastructure | 0.00 | 369.93 | 4,629.60 | (4,629.60) |
| | 5012830 | Travel, Public Carri | 0.00 | 0.00 | 772.94 | (772.94) |
| | 5012840 | Travel, St Owned/Lea | 0.00 | 0.00 | 1,281.03 | (1,281.03) |
| | 5012850 | Travel, Subistence | 0.00 | 0.00 | 767.78 | (767.78) |
| | 5012880 | Travel, Meal Reimb-N | 0.00 | 0.00 | 582.50 | (582.50) |
| | 5012980 | Inter-Agy Recvry Con | 0.00 | 0.00 | 0.00 | 0.00 |
| | 5013230 | Gasoline | 0.00 | 0.00 | 256.00 | (256.00) |
| | 5015410 | Agency Service Charg | 0.00 | 0.00 | 2.01 | (2.01) |
| Task Total : | | | 0.00 | (50,662.15) | 287,453.98 | (287,453.98) |
| 642000 | 5011230 | Salaries, Classified | 0.00 | 44,682.30 | 44,682.30 | (44,682.30) |
| Task Total : | | | 0.00 | 44,682.30 | 44,682.30 | (44,682.30) |
| 700000 | 5014410 | Payments To Substate | 0.00 | 626,970.00 | 2,299,607.55 | (2,299,607.55) |
| Task Total : | | | 0.00 | 626,970.00 | 2,299,607.55 | (2,299,607.55) |
| 701000 | 5011110 | Employer Retire Cont | 0.00 | 5.26 | 126.53 | (126.53) |
| | 5011120 | Salary Social Secur | 0.00 | 2.58 | 62.25 | (62.25) |
| | 5011140 | Group Life Insurance | 0.00 | 0.51 | 12.19 | (12.19) |
| | 5011150 | Employer Health Ins | 0.00 | 2,601.32 | 12,481.53 | (12,481.53) |
| | 5011160 | Retiree Health Ins C | 0.00 | 0.46 | 10.99 | (10.99) |
| | 5011170 | VSDB & Longterm Disa | 0.00 | 0.26 | 6.24 | (6.24) |
| | 5011230 | Salaries, Classified | 0.00 | 6,234.18 | 29,968.16 | (29,968.16) |
| | 5011380 | Deferred Comp Match | 0.00 | 0.20 | 4.80 | (4.80) |
| | 5012420 | Fiscal Services | 0.00 | 0.00 | 2.49 | (2.49) |
| | 5012780 | VITA It Infrastructure | 0.00 | 18.08 | 180.80 | (180.80) |
| | 5013120 | Office Supplies | 0.00 | 0.00 | 122.02 | (122.02) |
| Task Total : | | | 0.00 | 8,862.85 | 42,978.00 | (42,978.00) |
| 712000 | 5014410 | Payments To Substate | 0.00 | 75,000.00 | 240,000.00 | (240,000.00) |
| Task Total : | | | 0.00 | 75,000.00 | 240,000.00 | (240,000.00) |
| 715000 | 5014310 | Cat Aid-Local Govern | 0.00 | 0.00 | 37,121.54 | (37,121.54) |
| | 5014410 | Payments To Substate | 0.00 | 77,234.11 | 280,410.80 | (280,410.80) |
| | 5014520 | Grnt-NonGovernmental | 0.00 | 28,791.00 | 106,000.00 | (106,000.00) |
| Task Total : | | | 0.00 | 106,025.11 | 423,532.34 | (423,532.34) |

| <u>Task</u> | <u>Account</u> | <u>Account Description</u> | <u>Budgeted Amount</u> | <u>Month Expended</u> | <u>Year-to-Date Expended</u> | <u>Unexpended Amount</u> |
|-------------------|----------------|----------------------------|------------------------|-----------------------|------------------------------|--------------------------|
| 716000 | 5011110 | Employer Retire Cont | 0.00 | 18.36 | 441.62 | (441.62) |
| | 5011120 | Salary Social Secur | 0.00 | 10.04 | 241.87 | (241.87) |
| | 5011140 | Group Life Insurance | 0.00 | 1.78 | 42.56 | (42.56) |
| | 5011150 | Employer Health Ins | 0.00 | 81.58 | 316.27 | (316.27) |
| | 5011160 | Retiree Health Ins C | 0.00 | 1.61 | 38.46 | (38.46) |
| | 5011170 | VSDB & Longterm Disa | 0.00 | 0.90 | 21.60 | (21.60) |
| | 5011230 | Salaries, Classified | 0.00 | 285.88 | 2,782.14 | (2,782.14) |
| | 5011310 | Bonuses & Incentives | 0.00 | 0.00 | 16.00 | (16.00) |
| | 5011380 | Deferred Comp Match | 0.00 | 0.80 | 19.20 | (19.20) |
| | 5012190 | Inbound Freight Serv | 0.00 | 0.00 | 32.42 | (32.42) |
| | 5012420 | Fiscal Services | 0.00 | 0.00 | 4.96 | (4.96) |
| | 5012780 | VITA It Infrastuctu | 0.00 | 5.56 | 55.60 | (55.60) |
| | 5012830 | Travel, Public Carri | 0.00 | 0.00 | (12.70) | 12.70 |
| | 5014410 | Payments To Substate | 0.00 | 0.00 | 0.00 | 0.00 |
| | 5014520 | Grnt-Nongovernmental | 0.00 | 0.00 | 0.00 | 0.00 |
| Task Total | : | 716000 | 0.00 | 406.51 | 4,000.00 | (4,000.00) |
| 721000 | 5011110 | Employer Retire Cont | 0.00 | 1,049.15 | 26,058.19 | (26,058.19) |
| | 5011120 | Salary Social Secur | 0.00 | 596.84 | 14,447.36 | (14,447.36) |
| | 5011140 | Group Life Insurance | 0.00 | 106.97 | 2,597.01 | (2,597.01) |
| | 5011150 | Employer Health Ins | 0.00 | 1,703.02 | 11,966.20 | (11,966.20) |
| | 5011160 | Retiree Health Ins C | 0.00 | 96.33 | 2,337.39 | (2,337.39) |
| | 5011170 | VSDB & Longterm Disa | 0.00 | 53.89 | 1,312.06 | (1,312.06) |
| | 5011230 | Salaries, Classified | 0.00 | 12,509.74 | 162,289.50 | (162,289.50) |
| | 5011310 | Bonuses & Incentives | 0.00 | 0.00 | 261.50 | (261.50) |
| | 5011380 | Deferred Comp Match | 0.00 | 24.90 | 835.70 | (835.70) |
| | 5011530 | Short-Term Disabilit | 0.00 | 0.00 | 4,218.01 | (4,218.01) |
| | 5011620 | Salaries, Annual Lea | 0.00 | 0.00 | 894.43 | (894.43) |
| | 5011660 | DefContMatch-VRS Hyb | 0.00 | 52.39 | 868.00 | (868.00) |
| | 5012140 | Postal Services | 0.00 | 15.99 | 243.35 | (243.35) |
| | 5012160 | Telecom Services (VI | 0.00 | 0.00 | 4,581.71 | (4,581.71) |
| | 5012170 | Telecom Services (No | 0.00 | 0.00 | 816.77 | (816.77) |
| | 5012190 | Inbound Freight Serv | 0.00 | 8.73 | 120.73 | (120.73) |
| | 5012240 | Employee Training/Mor | 0.00 | 0.00 | 1,875.00 | (1,875.00) |
| | 5012260 | Employee Training Co | 0.00 | 0.00 | 9,000.00 | (9,000.00) |
| | 5012420 | Fiscal Services | 0.00 | 0.00 | 449.83 | (449.83) |
| | 5012590 | Vehicle Repair & Mai | 0.00 | 0.00 | 1,276.49 | (1,276.49) |
| | 5012640 | Food & Dietary Servi | 0.00 | 0.00 | 1,589.48 | (1,589.48) |
| | 5012780 | VITA It Infrastuctu | 0.00 | 692.86 | 5,815.61 | (5,815.61) |
| | 5012820 | Travel, Personal Veh | 0.00 | 39.36 | 263.32 | (263.32) |
| | 5012830 | Travel, Public Carri | 0.00 | 0.00 | 139.63 | (139.63) |
| | 5012840 | Travel, St Owned/Lea | 0.00 | 0.00 | 3,389.67 | (3,389.67) |
| | 5012850 | Travel, Subistence | 0.00 | 99.81 | 5,602.02 | (5,602.02) |

| <u>Task</u> | <u>Account</u> | <u>Account Description</u> | <u>Budgeted Amount</u> | <u>Month Expended</u> | <u>Year-to-Date Expended</u> | <u>Unexpended Amount</u> |
|-------------|---------------------|----------------------------|------------------------|-----------------------|------------------------------|--------------------------|
| 730000 | 5012860 | Travel, Meal Reimb-N | 0.00 | 76.50 | 2,167.38 | (2,167.38) |
| | 5012960 | Inter-Agy Recvry Con | 0.00 | 0.00 | 10.13 | (10.13) |
| | 5013130 | Stationary & Forms | 0.00 | 0.00 | 180.33 | (180.33) |
| | 5013230 | Gasoline | 0.00 | 34.00 | 1,913.77 | (1,913.77) |
| | 5014610 | Statewide Ind Cost R | 0.00 | 1,160.28 | 2,453.82 | (2,453.82) |
| | 5014820 | Agency Indirect Cost | 0.00 | 44,882.52 | 94,919.88 | (94,919.88) |
| | 5015390 | Bldg Rental-Nonstate | 0.00 | 1,095.51 | 13,146.12 | (13,146.12) |
| | 5015410 | Agency Service Chrgs | 0.00 | 0.00 | 1.59 | (1.59) |
| | Task Total : | | 0.00 | 64,238.79 | 378,041.98 | (378,041.98) |
| 730000 | 5011110 | Employer Retire Cont | 0.00 | 17.32 | 416.63 | (416.63) |
| | 5011120 | Salary Social Secur | 0.00 | 9.71 | 230.77 | (230.77) |
| | 5011140 | Group Life Insurance | 0.00 | 1.67 | 39.94 | (39.94) |
| | 5011150 | Employer Health Ins | 0.00 | 291.31 | 1,812.05 | (1,812.05) |
| | 5011160 | Retiree Health Ins C | 0.00 | 1.52 | 36.30 | (36.30) |
| | 5011170 | VSDB & Longterm Disa | 0.00 | 0.84 | 20.16 | (20.16) |
| | 5011230 | Salaries, Classified | 0.00 | 724.34 | 6,324.18 | (6,324.18) |
| | 5012420 | Fiscal Services | 0.00 | 0.00 | 6.20 | (6.20) |
| | 5012780 | VITA It Infrastructu | 0.00 | 6.95 | 69.50 | (69.50) |
| | 5012820 | Travel, Personal Veh | 0.00 | 0.00 | 44.28 | (44.28) |
| | Task Total : | | 0.00 | 1,053.66 | 9,000.01 | (9,000.01) |
| 741000 | 5011110 | Employer Retire Cont | 0.00 | 413.30 | 10,655.68 | (10,655.68) |
| | 5011120 | Salary Social Secur | 0.00 | 226.94 | 5,945.34 | (5,945.34) |
| | 5011130 | Wage Social Security | 0.00 | 0.00 | 280.04 | (280.04) |
| | 5011140 | Group Life Insurance | 0.00 | 41.16 | 1,042.70 | (1,042.70) |
| | 5011150 | Employer Health Ins | 0.00 | 1,694.03 | 16,919.56 | (16,919.56) |
| | 5011160 | Retiree Health Ins C | 0.00 | 37.07 | 938.74 | (938.74) |
| | 5011170 | VSDB & Longterm Disa | 0.00 | 20.74 | 527.03 | (527.03) |
| | 5011230 | Salaries, Classified | 0.00 | 6,208.53 | 89,575.86 | (89,575.86) |
| | 5011310 | Bonuses & Incentives | 0.00 | 0.00 | 211.00 | (211.00) |
| | 5011380 | Deferred Comp Match | 0.00 | 11.40 | 476.00 | (476.00) |
| | 5011410 | Wages, General | 0.00 | 0.00 | 4,287.76 | (4,287.76) |
| | 5011620 | Salaries, Annual Lea | 0.00 | 0.00 | 935.09 | (935.09) |
| | 5011660 | DefContMatch-VRS Hyb | 0.00 | 10.54 | 137.02 | (137.02) |
| | 5012140 | Postal Services | 0.00 | (40.14) | 0.00 | 0.00 |
| | 5012160 | Telecom Services (VI | 0.00 | 0.00 | 34.25 | (34.25) |
| | 5012190 | Inbound Freight Serv | 0.00 | 0.00 | 95.25 | (95.25) |
| | 5012240 | Employee Training/Mor | 0.00 | 37.74 | 37.74 | (37.74) |
| | 5012420 | Fiscal Services | 0.00 | 0.00 | 397.78 | (397.78) |
| | 5012630 | Clerical Services | 0.00 | 0.00 | 14,604.99 | (14,604.99) |
| | 5012780 | VITA It Infrastructu | 0.00 | 238.46 | 3,457.86 | (3,457.86) |
| | 5012820 | Travel, Personal Veh | 0.00 | 284.38 | 925.26 | (925.26) |

| <u>Task</u> | <u>Account</u> | <u>Account Description</u> | <u>Budgeted Amount</u> | <u>Month Expended</u> | <u>Year-to-Date Expended</u> | <u>Unexpended Amount</u> |
|---------------------|----------------|----------------------------|------------------------|-----------------------|------------------------------|--------------------------|
| | 5012830 | Travel, Public Carri | 0.00 | 0.00 | 673.36 | (673.36) |
| | 5012850 | Travel, Subsistence | 0.00 | 482.73 | 3,177.66 | (3,177.66) |
| | 5012880 | Travel, Meal Reimb-N | 0.00 | 257.50 | 1,825.80 | (1,825.80) |
| | 5012980 | Inter-Agy Recvry Con | 0.00 | 0.00 | 0.00 | 0.00 |
| | 5013130 | Stationary & Forms | 0.00 | 0.00 | 180.33 | (180.33) |
| | 5013230 | Gasoline | 0.00 | 50.58 | 302.66 | (302.66) |
| | 5014810 | Statewide Ind Cost R | 0.00 | 732.99 | 1,419.23 | (1,419.23) |
| | 5014820 | Agency Indirect Cost | 0.00 | 28,353.66 | 54,898.94 | (54,898.94) |
| | 5015340 | Equipment Rentals | 0.00 | 0.00 | 2,162.34 | (2,162.34) |
| | 5015410 | Agency Service Charg | 0.00 | 0.00 | 16.80 | (16.80) |
| Task Total : | | | 0.00 | 39,061.61 | 216,142.07 | (216,142.07) |
| 764000 | 5011110 | Employer Retire Cont | 0.00 | 906.94 | 23,577.37 | (23,577.37) |
| | 5011120 | Salary Social Securt | 0.00 | 603.11 | 14,100.98 | (14,100.98) |
| | 5011140 | Group Life Insurance | 0.00 | 93.49 | 2,458.58 | (2,458.58) |
| | 5011150 | Employer Health Ins | 0.00 | 4,252.27 | 29,508.64 | (29,508.64) |
| | 5011160 | Retiree Health Ins C | 0.00 | 88.38 | 2,217.29 | (2,217.29) |
| | 5011170 | VSDB & Longterm Disa | 0.00 | 49.44 | 1,245.17 | (1,245.17) |
| | 5011230 | Salaries, Classified | 0.00 | 15,242.66 | 174,028.48 | (174,028.48) |
| | 5011310 | Bonuses & Incentives | 0.00 | 0.00 | 500.00 | (500.00) |
| | 5011380 | Deferred Comp Match | 0.00 | 28.50 | 614.00 | (614.00) |
| | 5011600 | DefConMatch-VRS Hyb | 0.00 | 99.93 | 1,875.10 | (1,875.10) |
| | 5012140 | Postal Services | 0.00 | 0.00 | 103.84 | (103.84) |
| | 5012160 | Telecom Services (VI | 0.00 | 0.00 | 2,588.73 | (2,588.73) |
| | 5012240 | Employee Training/Mor | 0.00 | 0.00 | 2,640.00 | (2,640.00) |
| | 5012270 | Employee Training Tr | 0.00 | 0.00 | 732.94 | (732.94) |
| | 5012420 | Fiscal Services | 0.00 | 0.00 | 613.40 | (613.40) |
| | 5012450 | Personnel Management | 0.00 | 0.00 | 835.00 | (835.00) |
| | 5012780 | VITA It Infrastructu | 0.00 | 709.18 | 4,768.82 | (4,768.82) |
| | 5012820 | Travel, Personal Veh | 0.00 | 0.00 | 422.24 | (422.24) |
| | 5012830 | Travel, Public Carri | 0.00 | 0.00 | 609.67 | (609.67) |
| | 5012840 | Travel, St Owned/Lea | 0.00 | 0.00 | 906.29 | (906.29) |
| | 5012850 | Travel, Subsistence | 0.00 | 226.84 | 2,587.51 | (2,587.51) |
| | 5012880 | Travel, Meal Reimb-N | 0.00 | 172.50 | 1,848.75 | (1,848.75) |
| | 5012980 | Inter-Agy Recvry Con | 0.00 | 0.00 | 0.00 | 0.00 |
| | 5013120 | Office Supplies | 0.00 | 147.59 | 167.37 | (167.37) |
| | 5013230 | Gasoline | 0.00 | 0.00 | 55.78 | (55.78) |
| | 5014150 | Unemployment Comp Re | 0.00 | 0.00 | 4,347.00 | (4,347.00) |
| | 5015410 | Agency Service Charg | 0.00 | 0.00 | 1.01 | (1.01) |
| Task Total : | | | 0.00 | 22,620.83 | 273,353.96 | (273,353.96) |
| 765000 | 5014520 | Grntc-NonGovernmental | 0.00 | 12,649,999.71 | 12,649,999.71 | (12,649,999.71) |

| <u>Task</u> | <u>Account</u> | <u>Account Description</u> | <u>Budgeted Amount</u> | <u>Month Expended</u> | <u>Year-to-Date Expended</u> | <u>Unexpended Amount</u> |
|---------------|---------------------|----------------------------|------------------------|-----------------------|------------------------------|--------------------------|
| 771000 | | | | | | |
| | Task Total : | | 0.00 | 12,649,999.71 | 12,649,999.71 | (12,649,999.71) |
| | 5014520 | Grnt-Nongovernmental | 0.00 | 0.00 | 519,947.37 | (519,947.37) |
| | Task Total : | | 0.00 | 0.00 | 519,947.37 | (519,947.37) |
| 789000 | | | | | | |
| | 5011110 | Employer Retire Cont | 0.00 | 842.17 | 20,190.64 | (20,190.64) |
| | 5011120 | Salary Social Secur | 0.00 | 476.07 | 11,006.06 | (11,006.06) |
| | 5011140 | Group Life Insurance | 0.00 | 84.34 | 1,998.98 | (1,998.98) |
| | 5011150 | Employer Health Ins | 0.00 | 1,079.00 | 14,662.24 | (14,662.24) |
| | 5011160 | Retiree Health Ins C | 0.00 | 75.96 | 1,799.00 | (1,799.00) |
| | 5011170 | VSDB & Longterm Disa | 0.00 | 42.49 | 1,010.85 | (1,010.85) |
| | 5011230 | Salaries, Classified | 0.00 | 6,437.50 | 131,823.75 | (131,823.75) |
| | 5011310 | Bonuses & Incentives | 0.00 | 0.00 | 625.00 | (625.00) |
| | 5011380 | Deferred Comp Match | 0.00 | 10.00 | 240.00 | (240.00) |
| | 5011530 | Short-Term Disabilit | 0.00 | 0.00 | 3,412.50 | (3,412.50) |
| | 5011660 | DefContMatch-VRS Hyb | 0.00 | 26.25 | 516.25 | (516.25) |
| | 5012140 | Postal Services | 0.00 | 0.00 | 12.04 | (12.04) |
| | 5012160 | Telecom Services (VI | 0.00 | 0.00 | 1,538.45 | (1,538.45) |
| | 5012190 | Inbound Freight Serv | 0.00 | 0.00 | 6.18 | (6.18) |
| | 5012240 | Employee Training/Hor | 0.00 | 0.00 | 704.97 | (704.97) |
| | 5012270 | Employee Training Tr | 0.00 | 0.00 | 581.44 | (581.44) |
| | 5012420 | Fiscal Services | 0.00 | 0.00 | 371.76 | (371.76) |
| | 5012780 | VITA It Infrastructure | 0.00 | 201.96 | 2,624.78 | (2,624.78) |
| | 5012820 | Travel, Personal Veh | 0.00 | 0.00 | 260.26 | (260.26) |
| | 5012850 | Travel, Subsistence | 0.00 | 0.00 | 1,664.19 | (1,664.19) |
| | 5012880 | Travel, Meal Reimb-N | 0.00 | 0.00 | 1,405.50 | (1,405.50) |
| | 5012980 | Inter-Agy Recvry Con | 0.00 | 0.00 | 0.00 | 0.00 |
| | 5013120 | Office Supplies | 0.00 | 0.00 | 435.91 | (435.91) |
| | 5013210 | Coal | 0.00 | 0.00 | 0.00 | 0.00 |
| | 5014150 | Unemployment Comp Re | 0.00 | 0.00 | 0.00 | 0.00 |
| | 5015410 | Agency Service Charg | 0.00 | 0.00 | 0.57 | (0.57) |
| | Task Total : | | 0.00 | 9,275.74 | 196,891.32 | (196,891.32) |
| 790000 | | | | | | |
| | 5012160 | Telecom Services (VI | 0.00 | 0.00 | 285.75 | (285.75) |
| | 5012270 | Employee Training Tr | 0.00 | 0.00 | 304.72 | (304.72) |
| | 5012610 | Architectural & Engin | 0.00 | 0.00 | 31.75 | (31.75) |
| | 5012780 | VITA It Infrastructure | 0.00 | 101.67 | 1,016.70 | (1,016.70) |
| | 5014520 | Grnt-Nongovernmental | 0.00 | 22,111.08 | 93,361.08 | (93,361.08) |
| | Task Total : | | 0.00 | 22,212.75 | 95,000.00 | (95,000.00) |
| 804000 | | | | | | |
| | 5011110 | Employer Retire Cont | 0.00 | 1,272.84 | 28,939.29 | (28,939.29) |
| | 5011120 | Salary Social Secur | 0.00 | 729.65 | 16,662.59 | (16,662.59) |

| <u>Task</u> | <u>Account</u> | <u>Account Description</u> | <u>Budgeted Amount</u> | <u>Month Expended</u> | <u>Year-to-Date Expended</u> | <u>Unexpended Amount</u> |
|---------------------|----------------|----------------------------|------------------------|-----------------------|------------------------------|--------------------------|
| | 5011140 | Group Life Insurance | 0.00 | 133.46 | 2,977.34 | (2,977.34) |
| | 5011150 | Employer Health Ins | 0.00 | (4,363.48) | 44,822.22 | (44,822.22) |
| | 5011160 | Retiree Health Ins C | 0.00 | 120.21 | 2,679.43 | (2,679.43) |
| | 5011170 | VSDB & Longterm Disa | 0.00 | 67.24 | 1,506.41 | (1,506.41) |
| | 5011230 | Salaries, Classified | 0.00 | (1,798.23) | 218,438.64 | (218,438.64) |
| | 5011310 | Bonuses & Incentives | 0.00 | 0.00 | 1,727.50 | (1,727.50) |
| | 5011380 | Deferred Comp Match | 0.00 | 52.00 | 1,292.00 | (1,292.00) |
| | 5011620 | Salaries, Annual Lea | 0.00 | 0.00 | 1,642.75 | (1,642.75) |
| | 5011660 | DefContMatch-VRS Hyb | 0.00 | 101.34 | 1,930.00 | (1,930.00) |
| | 5012160 | Telecom Services (VI | 0.00 | 0.00 | 3,075.77 | (3,075.77) |
| | 5012240 | Employee Training/Mor | 0.00 | 2,271.00 | 16,014.24 | (16,014.24) |
| | 5012420 | Fiscal Services | 0.00 | 0.00 | 526.66 | (526.66) |
| | 5012590 | Vehicle Repair & Mai | 0.00 | 0.00 | 51.90 | (51.90) |
| | 5012780 | VITA, It Infrastructu | 0.00 | 691.59 | 5,952.73 | (5,952.73) |
| | 5012820 | Travel, Personal Veh | 0.00 | 0.00 | 92.99 | (92.99) |
| | 5012830 | Travel, Public Carri | 0.00 | 0.00 | 1,360.00 | (1,360.00) |
| | 5012850 | Travel, Subsidence | 0.00 | 0.00 | 3,209.92 | (3,209.92) |
| | 5012880 | Travel, Meal Reimb-N | 0.00 | 0.00 | 2,232.25 | (2,232.25) |
| | 5014810 | Statewide Ind Cost R | 0.00 | 1,538.13 | 3,555.46 | (3,555.46) |
| | 5014820 | Agency Indirect Cost | 0.00 | 59,498.53 | 137,534.06 | (137,534.06) |
| | 5015410 | Agency Service Char | 0.00 | 0.00 | 1.42 | (1.42) |
| Task Total : | | | 0.00 | 60,314.28 | 496,225.57 | (496,225.57) |
| 805000 | 5014520 | Grnt-Nongovernmental | 0.00 | 1,086,518.49 | 10,936,900.21 | (10,936,900.21) |
| Task Total : | | | 0.00 | 1,086,518.49 | 10,936,900.21 | (10,936,900.21) |
| 806000 | 5012490 | Recruitment Advertis | 0.00 | 0.00 | 2,195.00 | (2,195.00) |
| | 5012830 | Travel, Public Carri | 0.00 | 36.23 | 36.23 | (36.23) |
| | 5013230 | Gasoline | 0.00 | 0.00 | 10.10 | (10.10) |
| | 5014130 | Premiums | 0.00 | 515.00 | 1,515.00 | (1,515.00) |
| | 5014520 | Grnt-Nongovernmental | 0.00 | 0.00 | 0.00 | 0.00 |
| Task Total : | | | 0.00 | 551.23 | 3,756.33 | (3,756.33) |
| 901000 | 5014310 | Cat Aid-Local Govern | 0.00 | 105,000.00 | 105,000.00 | (105,000.00) |
| | 5014520 | Grnt-Nongovernmental | 0.00 | 349,615.50 | 374,615.50 | (374,615.50) |
| Task Total : | | | 0.00 | 454,615.50 | 479,615.50 | (479,615.50) |
| 902000 | 5014520 | Grnt-Nongovernmental | 0.00 | 500,000.00 | 500,000.00 | (500,000.00) |
| Task Total : | | | 0.00 | 500,000.00 | 500,000.00 | (500,000.00) |

| <u>Task</u> | <u>Account</u> | <u>Account Description</u> | <u>Budgeted Amount</u> | <u>Month Expended</u> | <u>Year-to-Date Expended</u> | <u>Unexpended Amount</u> |
|-------------------------------|----------------|----------------------------|------------------------|-----------------------|------------------------------|--------------------------|
| 903000 | 5014310 | Cat Aid-Local Govt& | 0.00 | 0.00 | 132,400.00 | (132,400.00) |
| Task Total : | | | 0.00 | 0.00 | 132,400.00 | (132,400.00) |
| 905000 | 5012680 | Skilled Services | 0.00 | 22,400.00 | 22,400.00 | (22,400.00) |
| | 5012730 | Info Mgmt Des/Dv Svc | 0.00 | 33,000.00 | 33,000.00 | (33,000.00) |
| | 5012820 | Travel, Personal Veh | 0.00 | 0.00 | 46.74 | (46.74) |
| | 5012850 | Travel, Subsistence | 0.00 | 0.00 | 397.90 | (397.90) |
| | 5012880 | Travel, Meal Reimb-N | 0.00 | 0.00 | 232.00 | (232.00) |
| | 5013230 | Gasoline | 0.00 | 0.00 | 45.61 | (45.61) |
| Task Total : | | | 0.00 | 55,400.00 | 56,122.25 | (56,122.25) |
| 921000 | 5014310 | Cat Aid-Local Govt& | 0.00 | 69,394.76 | 844,373.64 | (844,373.64) |
| | 5014410 | Payments To Substate | 0.00 | 0.00 | 3,300.00 | (3,300.00) |
| Task Total : | | | 0.00 | 69,394.76 | 847,673.64 | (847,673.64) |
| Total for the Report : | | | 0.00 | 27,198,534.29 | 101,995,695.41 | (101,995,695.41) |

End of Report

SCHEDULE OF ITEMS OF COSTS TREATED INCONSISTENTLY

All costs are treated in a consistent manner.

| Task | Fund | Program | Division | Section | Proj Code | Rev Code |
|--------|-------|---------|---------------|-----------------------------------------------------|------------|----------|
| 101000 | 01000 | 533003 | Community Dev | Comm Revita & Dev Office - PDC Funding Grant | | |
| 102000 | 01000 | 533003 | Community Dev | Comm Revita & Dev Office - Regional Dues | | |
| 103000 | 01000 | 533003 | Community Dev | Virginia Growth & Opportunity (GO) - Admin | | |
| 104000 | 01000 | 533003 | Community Dev | Virginia Growth & Opportunity (GO) Fund | | |
| 105000 | 09272 | 533003 | Community Dev | GO Virginia Capacity Building Funds | 0000109585 | |
| 106000 | 09272 | 533003 | Community Dev | GO Virginia Projects | 0000109585 | |
| 107000 | 09272 | 533003 | Community Dev | GO Virginia Competitive Awards | 0000109585 | |
| 204000 | 01000 | 599001 | Admin | Governor's Housing Conf | | |
| 205000 | 02800 | 599001 | Admin | Richmond Copies Charges | 70549 | |
| 210000 | 02165 | 599001 | Admin | Flood Disaster Recovery | 79210 | |
| 211000 | 01000 | 599001 | Admin | Main St Lease | | |
| 212000 | 01000 | 599001 | Admin | Admin & State Board | | |
| 213000 | 01000 | 599001 | Admin | Fiscal Office | | |
| 214000 | 01000 | 599001 | Admin | HRO | | |
| 215000 | 01000 | 599001 | Admin | Computer Services Office | | |
| 216000 | 01000 | 599001 | Admin | Public Information Office | | |
| 217000 | 01000 | 599001 | Admin | Policy Office | | |
| 218000 | 01000 | 599001 | Admin | Office of Director | | |
| 219000 | 01000 | 599001 | Admin | Grant Financial Management | | |
| 230000 | 01000 | 533001 | Community Dev | Comm Revita & Dev Office - Va Enterprise Initiative | | |
| 235000 | 01000 | 533001 | Community Dev | Comm Revita & Dev Office - Va Indiv Dev Acct | 79235 | |
| 236000 | 01000 | 533001 | Community Dev | VA Main St Admin | 70442 | |
| 251000 | 01000 | 599001 | Admin | DOA Health Recon. | 70799 | |
| 252000 | 02800 | 458001 | Admin | Agency Indirect Cost Recovery | 70798 | |
| 253000 | 02800 | 533001 | Admin | Agency Indirect Cost Recovery | 70798 | |
| 254000 | 02800 | 599001 | Admin | Agency Indirect Cost Recovery | 70798 | |
| 255000 | 02800 | 562002 | Admin | Agency Indirect Cost Recovery | 70798 | |
| 270000 | 01000 | 701001 | Admin | Commission on Local Govt | | |
| 302000 | 10000 | 533001 | Community Dev | ARC Development - Admin | 49302 | 4023002 |
| 303000 | 02165 | 533001 | Community Dev | Capacity Tech Assl | 79302 | |
| 317000 | 10000 | 533001 | Community Dev | Rural Community Dev Initiative | 49317 | 4010761 |
| 318000 | 02165 | 533001 | Community Dev | Rural Community Dev Initiative 2012 | 72318 | 4004000 |
| 320000 | 02165 | 533001 | Community Dev | Main St Training | 79320 | 4009004 |
| 321000 | 01000 | 533001 | Community Dev | Comm Revita & Dev Office - Main St. | 70442 | |
| 322000 | 10000 | 533001 | Community Dev | RCDI - Technical Asst | 70430 | 4010446 |
| 323000 | 01000 | 533001 | Community Dev | CBL Grants | 70442 | |
| 324000 | 01000 | 533001 | Community Dev | CBL Admin | 70422 | |
| 325000 | 01000 | 533001 | Community Dev | Broadband | 79347 | |
| 326000 | 01000 | 533001 | Community Dev | Business Plan Competition (SCOT) | 75165 | |
| 327000 | 01000 | 533001 | Community Dev | IPR Admin | 70435 | |
| 328000 | 01000 | 533001 | Community Dev | Indoor Plumbing | 70435 | |
| 329000 | 01000 | 533005 | Community Dev | Indoor Plumbing (localities) | 70435 | |
| 330000 | 01000 | 533001 | Community Dev | Comm Revita & Dev Office | 70442 | |

| Task | Fund | Program | Division | Section | Proj Code | Rev Code |
|--------|-------|---------|---------------|---------------------------------------|-----------|----------|
| 339000 | 07260 | 533001 | Community Dev | VIDA | 74339 | |
| 340000 | 01000 | 533005 | Community Dev | Policy & Administrative Office | 70443 | |
| 341000 | 01000 | 533001 | Community Dev | Policy & Strategic Dev Office | 70443 | |
| 342000 | 09168 | 533001 | Community Dev | Derelict Structures | 79342 | |
| 343000 | 09168 | 533001 | Community Dev | Derelict Structures Admin | 79342 | |
| 344000 | 01000 | 533001 | Community Dev | Crooked Rd | 79344 | |
| 347000 | 01000 | 533001 | Community Dev | Derelict Structures - GF Transfer | | |
| 346000 | 01000 | 533001 | Community Dev | Heartwood Artisan Center | 79332 | |
| 350000 | 10000 | 533005 | Community Dev | CDBG Sub-Recipient Payments | 50790 | 4014228 |
| 366000 | 10000 | 458001 | Community Dev | HOME IPR Grant | 45856 | 4014239 |
| 367000 | 10000 | 458005 | Community Dev | Home IPR Grant (localities) | 45856 | 4014239 |
| 371000 | 10000 | 533005 | Community Dev | CDBG - Technical Asst | 50791 | 4014228 |
| 373000 | 10000 | 533001 | Community Dev | CDBG Workshops | 50373 | 4009004 |
| 380000 | 10000 | 533001 | Community Dev | NSP1 Grant | 49380 | 4014228 |
| 381000 | 10000 | 533005 | Community Dev | NSP1 Grant (localities) | 49380 | 4014228 |
| 382000 | 10000 | 533001 | Community Dev | NSP1 Grant Admin | 49382 | 4014228 |
| 384000 | 10000 | 533001 | Community Dev | NSP3 Grant | 49385 | 4014228 |
| 385000 | 10000 | 533005 | Community Dev | NSP3 Grant (localities) | 49385 | 4014228 |
| 386000 | 10000 | 533001 | Community Dev | NSP3 Admin | 49386 | 4014228 |
| 390000 | 10000 | 533001 | Community Dev | ARC Flex Grant | 49390 | 4023001 |
| 391000 | 10000 | 533005 | Community Dev | ARC Flex Grant (localities) | 49390 | 4023001 |
| 401000 | 10000 | 458001 | Housing | HOPWA Grants | 49401 | 4014241 |
| 402000 | 10000 | 458001 | Housing | HOPWA localities | 49401 | 4014241 |
| 421000 | 01000 | 458004 | Housing | Homeless Services Admin | 79421 | |
| 422000 | 01000 | 458004 | Housing | Homeless Services Grants (Non Profit) | 79421 | |
| 426000 | 01000 | 458005 | Housing | Homeless Services Grants (localities) | 79421 | |
| 436000 | 10000 | 458001 | Housing | Weatherization DOE Admin | 49436 | 4081042 |
| 437000 | 10000 | 458001 | Housing | Weatherization DOE | 49437 | 4081042 |
| 438000 | 10000 | 458001 | Housing | Weatherization T/T A | 49438 | 4081042 |
| 440000 | 01000 | 458001 | Housing | Communities of Opportunity | 79440 | |
| 481000 | 10000 | 458005 | Housing | ESG Grants (localities) | 45551 | 4014231 |
| 501000 | 09331 | 458004 | Housing | Housing Tax Check Off | 70750 | 4004002 |
| 502000 | 10000 | 458001 | Housing | CCHCP Grants | 45840 | 4093575 |
| 503000 | 10000 | 458001 | Housing | CCHCP State Admin | 45840 | |
| 504000 | 01000 | 458001 | Housing | Office of Deputy Director | | |
| 506000 | 10000 | 458005 | Housing | CCHCP Grants (localities) | 45840 | 4093575 |
| 512000 | 01000 | 458001 | Housing | Veteran Rapid Re-Housing (admin) | 72513 | |
| 513000 | 01000 | 458001 | Housing | Veteran Rapid Re-Housing (non-profit) | 72513 | |
| 514000 | 01000 | 458001 | Housing | Veteran Rapid Re-Housing (localities) | 72513 | |
| 515000 | 01000 | 458004 | Housing | Permanent Supportive Housing | 72515 | |
| 517000 | 02165 | 458001 | Housing | Comm Priority Housing Fund Admin | 79517 | 4002660 |
| 520000 | 01000 | 458001 | Housing | Housing Admin | | |
| 521000 | 09331 | 458005 | Housing | Housing Tax Check Off (localities) | 70750 | 4004002 |

| Task | Fund | Program | Division | Section | Proj Code | Rev Code |
|--------|-------|---------|-----------------|--------------------------------------------|------------|----------|
| 533000 | 10000 | 458001 | Housing | HOPWA Admin | 45878 | 4014241 |
| 535000 | 10000 | 458004 | Housing | ESG Admin | 45550 | 4014231 |
| 540000 | 01000 | 458004 | Housing | Prevention Admin | 70466 | |
| 546000 | 01000 | 458005 | Housing | Prevention Grants (localities) | 70466 | |
| 547000 | 01000 | 458004 | Housing | Prevention Grants | 70466 | |
| 550000 | 01000 | 458001 | Housing | Emergency/Home Repair | 70452 | |
| 553000 | 01000 | 533001 | Community Dev | Southeast Rural Comm Asst Proj | 70441 | |
| 556000 | 10000 | 458001 | Housing | BOS HMIS | 49556 | 4014235 |
| 557000 | 10000 | 458001 | Housing | CoC Planning | 0000108404 | 4014235 |
| 560000 | 07870 | 458001 | Housing | VA Housing Trust Fund Admin | 71560 | 4009084 |
| 561000 | 07870 | 458001 | Housing | HTF Competitive Loans | 71561 | 4009084 |
| 562000 | 07870 | 458001 | Housing | HTF Homeless Reduction Grants | 71561 | 4009084 |
| 563000 | 07870 | 458005 | Housing | HTF Homeless Reduction Grants (localities) | 71561 | |
| 564000 | 07870 | 458001 | Housing | VA Housing Trust Fund TSP | 71564 | 4003013 |
| 565000 | 07870 | 458001 | Housing | HTF Counseling Grants | 71561 | |
| 566000 | 01000 | 458001 | Housing | VA Housing Trust Fund - GF Transfer | | |
| 575000 | 10000 | 458001 | Housing | National Housing Trust Fund - Admin | 0000109965 | |
| 576000 | 10000 | 458001 | Housing | National Housing Trust Fund Grants | 0000109965 | 4014275 |
| 581000 | 10000 | 458004 | Housing | ESG Grants | 45551 | 4014231 |
| 592000 | 10000 | 458001 | Housing | HOME Affordable & Sp Needs Housing | 45856 | 4014239 |
| 594000 | 10000 | 458004 | Housing | HOME CHDO Operating/ Predevelopment | 45856 | 4014239 |
| 597000 | 10000 | 458001 | Housing | HOME State Admin | 45897 | 4014239 |
| 598000 | 10000 | 458001 | Housing | Grant Admin - Home IPR Admin | 45898 | 4014239 |
| 599000 | 10000 | 458001 | Housing | Home Downpayment Asst | 45856 | 4014239 |
| 601000 | 01000 | 562002 | Bldg & Fire Reg | Office of Deputy Director | | |
| 621000 | 02165 | 562002 | Bldg & Fire Reg | Va. Code Academy | 70458 | 4004209 |
| 624000 | 02165 | 562002 | Bldg & Fire Reg | Cood Book Recovery | 70461 | |
| 631000 | 01000 | 562002 | Bldg & Fire Reg | State Bldg Code Admin Office | | |
| 633000 | 02165 | 562002 | Bldg & Fire Reg | Mfg Housing Office | 70463 | 4002199 |
| 634000 | 09253 | 562002 | Bldg & Fire Reg | Mfg Housing Transaction Recov Fund | 70999 | 4005050 |
| 641000 | 02165 | 562002 | Bldg & Fire Reg | Seal Fees | 70456 | 4002140 |
| 642000 | 02165 | 562002 | Bldg & Fire Reg | SAA Fees | 70457 | 4002145 |
| 650000 | 02165 | 562002 | Bldg & Fire Reg | Building Inspection Services | 0000109739 | |
| 700000 | 01000 | 533001 | Community Dev | SW Va. Inf Construction Fund | 79700 | |
| 701000 | 01000 | 533001 | Community Dev | Water & Wastewater Project Admin | 79700 | |
| 712000 | 01000 | 533001 | Community Dev | Regional Water Project PDC 1,2,3 | 70712 | |
| 715000 | 01000 | 533001 | Community Dev | Regional Collaboration | 74715 | |
| 716000 | 01000 | 533001 | Community Dev | Building Collaborative Comm Admin | 74716 | |
| 721000 | 10000 | 533005 | Community Dev | CDBG - Admin | 50791 | 4014228 |
| 728000 | 10000 | 533001 | Community Dev | Building Appalachian Spring | 0000110920 | 4023002 |
| 729000 | 10000 | 533001 | Community Dev | Building Appalachian Spring - Admin | 0000110920 | 4023002 |
| 730000 | 01000 | 533001 | Community Dev | Building Entrepreneurial Econ Admin | 70730 | |
| 741000 | 10000 | 533001 | Community Dev | ARC Grant Program | 49741 | 4023011 |

| Task | Fund | Program | Division | Section | Proj Code | Rev Code |
|--------|-------|---------|-----------------|-------------------------------------------------------|------------|----------|
| 764000 | 01000 | 534010 | Community Dev | Comm Revita & Dev Office - Enterprise Zone Admin | 70765 | |
| 765000 | 01000 | 534010 | Community Dev | Comm Revita & Dev Office - Enterprise Zone Grant | 70765 | |
| 771000 | 10000 | 533001 | Community Dev | ARC Development Grant | 49301 | 4023002 |
| 789000 | 01000 | 533001 | Community Dev | Office of Deputy Director | | |
| 790000 | 01000 | 533001 | Community Dev | Center for Rural Virginia | | |
| 804000 | 10000 | 458001 | Housing | Low Income Home Energy Asst Admin | 49804 | 4093568 |
| 805000 | 10000 | 458001 | Housing | Low Income Home Energy Asst Grants | 49805 | 4093568 |
| 806000 | 10000 | 458005 | Housing | National Disaster Resilience Admin | 0000109058 | 4014272 |
| 807000 | 10000 | 458005 | Housing | National Disaster Resilience (Norfolk Implementation) | 0000109058 | 4014272 |
| 808000 | 10000 | 458005 | Housing | National Disaster Resilience (Accelerator) | 0000109058 | 4014272 |
| 901000 | 01000 | 533001 | Community Dev | Small Business Activities | | |
| 902000 | 01000 | 533005 | Community Dev | City of Bristol/Birthplace of Country Music Museum | | |
| 903000 | 01000 | 533005 | Community Dev | Town of Farmville/Vice Presidential Debate | | |
| 904000 | 01000 | 533005 | Community Dev | Center of Advanced Engineering Restore | | |
| 905000 | 01000 | 533001 | Community Dev | Virginia Telecommunication Initiative (Admin) | 0000109740 | |
| 906000 | 01000 | 533001 | Community Dev | Virginia Telecommunication Initiative | 0000109740 | |
| 907000 | 10000 | 533001 | Community Dev | Apprenticeship USA Grants | | 4017285 |
| 921000 | 10000 | 533005 | Community Dev | ARC Development - (localities) | 49301 | 4023002 |
| | 07020 | | Bldg & Fire Reg | Literary Fund | | 4008315 |



Ralph S. Northam
Governor

R. Brian Ball
Secretary of
Commerce and Trade

COMMONWEALTH of VIRGINIA

DEPARTMENT OF
HOUSING AND COMMUNITY DEVELOPMENT

Erik C. Johnston
Director

August 7, 2019

Virginia Balance of State CoC,

Through the Virginia Homeless Solutions Program (VHSP), Virginia Balance of State Grantees will receive a minimum of \$35,326 to support HMIS eligible activities. HMIS eligible activities include equipment, software, services, and personnel. These funds can be used to match the Virginia BoS HUD CoC HMIS grant.

Sincerely,

Pamela G. Kestner
Deputy Director
Division of Housing

